



**TECHNICAL MANUAL**

**ORGANIZATIONAL, DIRECT SUPPORT AND  
GENERAL SUPPORT MAINTENANCE REPAIR PARTS  
AND SPECIAL TOOLS LIST (INCLUDING DEPOT  
MAINTENANCE REPAIR PARTS  
AND SPECIAL TOOLS)**

**FOR**

**HEATER, DUCT TYPE, PORTABLE, TRAILER MOUNTED,  
400,000 BTU/HR  
HUNTER MODEL PH-400-G  
NSN 4520-01-136-2139**

Approved for public release; distribution is unlimited.

\*This manual supersedes TM 5-4520-251-24P, dated 27 December 1985.

---

**HEADQUARTERS, DEPARTMENT OF THE ARMY**

28 SEPTEMBER 1990

CHANGE  
NO. 4

HEADQUARTERS  
DEPARTMENT OF THE ARMY  
WASHINGTON, D. C., 29 JULY 1994

Organizational, Direct Support and  
General Support Maintenance  
Repair Parts and Special Tools List  
(Including Depot Maintenance Repair Parts and Special Tools)  
FOR  
HEATER, DUCT TYPE, PORTABLE, TRAILER MOUNTED,  
400,000 BTU/HR  
HUNTER MODEL PH-400-G  
NSN 4520-01-136-2139

DISTRIBUTION STATEMENT A: Approved for public release; distribution is unlimited

TM 9-4520-251-24P, 8 September 1990, is changed as follows:

1. Remove and insert pages as indicated below. New or changed text material is indicated by a vertical bar in the margin. An illustration change is indicated by a miniature pointing hand.

Remove pages

14-1 through 15-2  
I-3 and I-4  
I-15 through I-18  
I-25 and I-26

Insert pages

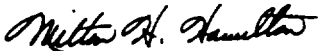
14-1 through 15-2  
I-3 and I-4  
I-15 through II-18  
I-25 and I-26

2. Retain this sheet in front of manual for reference purposes.

**By Order of the Secretary of the Army:**

GORDON R. SULLIVAN  
*General, United States Army*  
*Chief of Staff*

Official:

  
MILTON H. HAMILTON  
*Administrative Assistant to the*  
*Secretary of the Army*  
07204

DISTRIBUTION:

To be distributed in accordance with DA Form 12-25-E, block no. 0971 requirements for TM 9-4520-251-24P.

CHANGE  
NO. 3

HEADQUARTERS  
DEPARTMENT OF THE ARMY  
WASHINGTON, D. C., 30 June 1993

Organizational, Direct Support and  
General Support Maintenance  
Repair Parts and Special Tools List  
(Including Depot Maintenance Repair Parts and Special Tools)

HEATER, DUCT TYPE, PORTABLE, TRAILER MOUNTED,  
400,000 BTU/HR  
HUNTER MODEL PH-400-G  
NSN 4520-01-136-2139

DISTRIBUTION STATEMENT A: Approved for public release; distribution is unlimited.

TM 9-4520-251-24P, 8 September 1990, is changed as follows:

1. Remove and insert pages as indicated below. New or changed text material is indicated by a vertical bar in the margin. An illustration change is indicated by a miniature pointing hand.

Remove pages

2-1 and 2-2  
I-1 through I-4  
I-11 and I-12  
I-19 and I-20


Insert pages

2-1 and 2-2  
I-1 through I-4  
I-11 and I-12  
I-19 and I-20

2. Retain this sheet in front of manual for reference purposes.

By Order of the Secretary of the Army:

Official:



MILTON H. HAMILTON  
*Administrative Assistant to the  
Secretary of the Army*  
04598

GORDON R. SULLIVAN  
*General, United States Army  
Chief of Staff*

DISTRIBUTION:

To be distributed in accordance with DA Form 12-25-E, block no. 0971,  
requirements for TM 9-4520-251-24P.

CHANGE  
NO. 2

HEADQUARTERS  
DEPARTMENT OF THE ARMY  
WASHINGTON, D.C., 28 May 1993

ORGANIZATIONAL, DIRECT SUPPORT AND  
GENERAL SUPPORT MAINTENANCE REPAIR PARTS  
AND SPECIAL TOOLS LIST (INCLUDING DEPOT  
MAINTENANCE REPAIR PARTS  
AND SPECIAL TOOLS)

FOR

HEATER, DUCT TYPE, PORTABLE, TRAILER MOUNTED,  
400,000 BTU/HR  
HUNTER MODEL PH-400-G  
NSN 4520-01-136-2139

DISTRIBUTION STATEMENT A: Approved for public release; distribution is unlimited.

TM 9-4520-251-24P, 28 September 1990, is changed as follows:

1. Remove and insert pages as indicated below. New or changed text material is indicated by a vertical bar in the margin. An illustration change is indicated by miniature pointing hand.

Remove pages

4-1 and 4-2  
9-1 and Figure 10  
14-1 and Figure 15  
17-1  
  
I-1 and I-2  
I-7 and I-8  
I-11 and I-12  
I-15 and I-16  
I-21 and I-22  
I-25 through I-28


Insert pages

4-1 and 4-2  
9-1 and Figure 10  
14-1 and Figure 15  
17-1  
  
I-1 and I-2  
I-5 and I-6  
I-7 and I-8  
I-11 and I-12  
I-15 and I-16  
I-21 and I-22  
I-25 through I-28

2. Retain this sheet in front of manual for reference purposes.

By Order of the Secretary of the Army:

Official:



MILTON H. HAMILTON  
*Administrative Assistant to the  
Secretary of the Army*  
04328

GORDON R. SULLIVAN  
*General, United States Army  
Chief of Staff*

DISTRIBUTION:

To be distributed in accordance with DA Form 12-25-E, block no. 0971, requirements for TM 9-4520-251-24P.

CHANGE

NO. 1

HEADQUARTERS  
DEPARTMENT OF THE ARMY  
WASHINGTON, D. C., 30 SEPTEMBER 1992

Organizational, Direct Support and  
General Support Maintenance  
Repair Parts and Special Tools List  
(Including Depot Maintenance Repair Parts and Special Tools)

**HEATER, DUCT TYPE, PORTABLE, TRAILER MOUNTED,  
400,000 BTU/HR  
HUNTER MODEL PH-400-G  
NSN 4520-01-136-2139**

Approved for public release; distribution is unlimited

TM 9-4520-251-24P, 8 September 1990, is changed as follows:

1. Remove and insert pages as indicated below. New or changed text material is indicated by a vertical bar in the margin. An illustration change is indicated by a miniature pointing hand.

Remove pages

i and ii  
(blank)/Fig 14  
15-1 and 15-2  
18-1 and 18-2  
22-1 and fig 23  
23-1 and fig 24  
I-1 throughn I-6  
I-11 through I-16  
I-23 through I-30

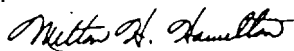
Insert pages

i and ii  
(blank)/Fig 14  
15-1 and 15-2  
18-1 and 18-2  
22-1 and fig 23  
23-1 and fig 24  
I-1 throughn I-6  
I-11 through I-16  
I-23 through I-30

2. Retain this sheet in front of manual for reference purposes.

**By Order of the Secretary of the Army:**

Official:



MILTON H. HAMILTON  
*Administrative Assistant to the  
Secretary of the Army*

02592

GORDON R. SULLIVAN  
*General, United States Army  
Chief of Staff*

DISTRIBUTION:

To be distributed in accordance with DA Form 12-25-E, block 0971,  
Unit, Direct and General Support Maintenance requirements for  
TM 9-4520-251-24P.

Organizational, Direct Support and  
General Support Maintenance  
Repair Parts and Special Tools List  
(Including Depot Maintenance Repair Parts and Special Tools)  
FOR  
HEATER, DUCT TYPE, PORTABLE, TRAILER MOUNTED,  
400,000 BTU/HR  
HUNTER MODEL PH-400-G  
NSN 4520-01-136-2139

Current as of 1 March 1990

---

**REPORTING ERRORS AND RECOMMENDING IMPROVEMENTS**

You can help improve this manual. If you find any mistake or if you know of a way to improve the procedures, please let us know. Mail your letter, DA Form 2028 (Recommended Changes to Publications and Blank Forms), or DA Form 2028-2 located in the back of this manual direct to: Commander, U.S. Army Troop Support Command, ATTN: AMSTR-MMTS, 4300 Goodfellow Boulevard, St. Louis, MO 63120-1798. A reply will be furnished directly to you.

---

Approved for public release: distribution is unlimited.

**TABLE OF CONTENTS**

		Page	Illus Figure
Section I	INTRODUCTION . . . . .	1	
Section II	REPAIR PARTS LIST . . . . .	1-1	
Group 01	HOSE, ADAPTER, OUTLET COVER AND SUPPORT HANDLES Duct, Adapter and Support Handles. . . . .	1-1	1
Group 02	HOOD ASSEMBLY Hood Assembly . . . . .	2-1	2
Group 03	ENGINE ASSEMBLY Engine Assembly . . . . . Engine . . . . . Carburetor . . . . . Governor . . . . . Blower Housing . . . . . Spark Plug and Ignition . . . . . Flywheel . . . . . Piston Assembly, Rod Assembly, Bearings and Crankshaft. . . . . Breather, Valves and Tappets . . . . . Cylinder Head, Crankcase Cover Assembly and Cylinder Assembly . . . . .	3-1 4-1 5-1 6-1 7-1 8-1 9-1 10-1 11-1 12-1	3 4 5 6 7 8 9 10 11 12
Group 04	FUEL SYSTEM Fuel Line System . . . . . Fuel Pump and Fuel Filter . . . . .	13 14-1	13 14
Group 05	CONTROLS AND INSTRUMENTS Controls and Instruments . . . . .	15-1	15

\*This manual supersedes TM 5-4520-251-24P, dated 27 December 1985.



TABLE OF CONTENTS – Continued		Page	Illus Figure
Group 06	IGNITION SYSTEM		
	Ignition System.. . . . .	16-1	16
Group 07	AIR SYSTEM		
	Air System . . . . .	17-1	17
Group 08	HEAT GENERATOR		
	HeatGenerator Assembly . . . . .	18-1	18
	Fan and Hub Assembly . . . . .	19-1	19
Group 09	SUPPORTS AND DATA PLATES		
	supports . . . . .	20-1	20
	Information Plates . . . . .	21-1	21
Group 10	FUEL TANK		
	Fuel Tank . . . . .	22-1	22
Group 11	TRAILER ASSEMBLY		
	Wheels, Tires and Tubes, Wheel Hubs and Bearings . . . . .	23-1	23
	Axle, Brakes and Frame . . . . .	24-1	24
Group 12	BULK MATERIALS LIST	BULK-1	
Section III.	SPECIAL TOOLS LIST		
Group 13	SPECIAL TOOLS		
	Tool Kit . . . . .	25-1	25
	Hone Set . . . . .	26-1	26
	Valve Seat Puller Kit . . . . .	27-1	27
	Valve Tools . . . . .	28-1	28
Section IV.	CROSS-REFERENCE INDEXES		
	National Stock Number Index . . . . .	I-1	
	Part Number Index . . . . .	I-5	
	Figure and Item Number Index . . . . .	I-19	

**ORGANIZATIONAL, DIRECT SUPPORT, AND  
GENERAL SUPPORT MAINTENANCE  
REPAIR PARTS AND SPECIAL TOOLS LIST  
(INCLUDING DEPOT MAINTENANCE REPAIR PARTS  
AND SPECIAL TOOLS)**

---

**Section I. INTRODUCTION**

**1. SCOPE.** This RPSTL lists and authorizes spares and repair parts; special tools; special test, measurement, and diagnostic equipment (TMDE); and other special support equipment required for performance of organizational, direct support, and general support, including Depot maintenance, of the 400,000 BTU heater. It authorizes the requisitioning, issue, and disposition of spares, repair parts and special tools as indicated by the source, maintenance and recoverability (SMR) codes.

**2. GENERAL.** In addition to this section, Introduction, this Repair Parts and Special Tools List is divided into the following sections:

**a. Section II. Repair Parts List.** A list of spares and repair parts authorized by this RPSTL for use in the performance of maintenance. The list also includes parts which must be removed for replacement of the authorized parts. Parts lists are composed of functional groups in ascending alphanumeric sequence, with the parts in each group listed in ascending figure and item number sequence. Bulk materials are listed in item name sequence. Repair parts kits are listed separately in their own functional group within Section II. Repair parts for repairable special tools are also listed in this section. Items listed are shown on the associated illustration(s)/figure(s).

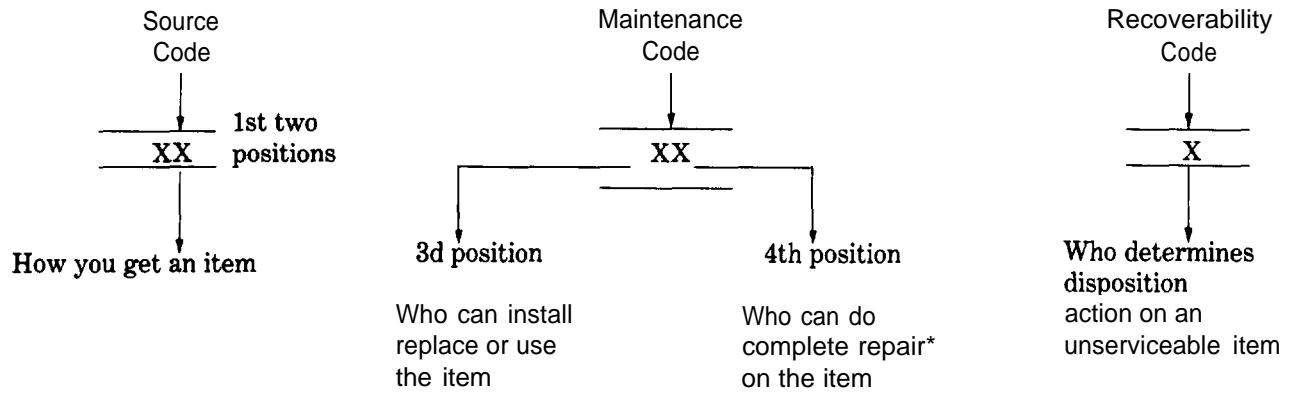
**b. Section III. Special Tools List.** A list of special tools, special TMDE, and other special support equipment authorized by this RPSTL (as indicated by Basis of Issue (BOI) information in DESCRIPTION AND USABLE ON CODE column) for the performance of maintenance.

**c. Section IV. National Stock Number and Part Number Index.** A list, in National item identification number (NIN) sequence, of all National stock numbered items appearing in the listing, followed by a list in alphanumeric sequence of all part numbers appearing in the listings. National stock numbers and part numbers are cross-referenced to each illustration figure and item number appearance.

**3. EXPLANATION OF COLUMNS (SECTIONS II AND III).**

**a. ITEM NO. (Column (1)).** Indicates the number used to identify items called out in the illustration.

**b. SMR Code (Column (2)).** The Source, Maintenance, and Recoverability (SMR) code is a 5-position code containing supply/requisitioning information, maintenance category authorization criteria, and disposition instruction, as shown in the following breakout:



\*Complete Repair: Maintenance capacity, capability, and authority to perform all corrective maintenance tasks of the "Repair" function in a use/user environment in order to restore serviceability to a failed item.

(1) **Source Code.** The source code tells you how to get an item needed for maintenance, repair, or overhaul of an end item/equipment. Explanations of source codes follows:

Code	Explanation
PA	Stocked items; use the applicable NSN to request/requisition items with these source codes. They are authorized to the category indicated by the code entered in the 3d position of the SMR code.
PB	
PC**	
PD	
PE	
PF	
PG	
KD	Items with these codes are not to be requested/requisitioned individually. They are part of a kit which is authorized to the maintenance category indicated in the 3d position of the SMR code. The complete kit must be requisitioned and applied.
KF	
KB	

	Explanation
MO--(Made at org/ AVUM Level)	Items with these codes are not to be requested/requisitioned individually. They must be made from bulk material which is identified by the part number in the DESCRIPTION and USABLE ON CODE (UOC) column and listed in the Bulk Material group of the repair parts list in the RPSTL. If the item is authorized to you by the 3d position code of the SMR code, but the source code indicates it is made at a higher level, order the item from the higher level of maintenance.
MF--(Made at DS/ AVUM Level)	
MH--(Made at GS Level)	
ML--(Made at Spe- cialized Repair Activity (SRA))	
MD--(Made at Depot)	

	Explanation
AO--(Assembled by org/AVUM Level)	Items with these codes are not to be requested/requisitioned individually. The parts that make up the assembled item must be requisitioned or fabricated and assembled at the level of maintenance indicated by the source code. If the 3d position code of the SMR code authorizes you to replace the item, but the source code indicates the items are assembled at a higher level, order the item from the higher level of maintenance.
AF--(Assembled by DS/AVIM Level)	
AH--(Assembled by GS Category)	
AL--(Assembled by SRA)	
AD--(Assembled by Depot)	

Code	Explanation
XA	Do not requisition an "XA" -coded item. Order its next higher assembly. (Also, refer to the NOTE below.)
XB	If an "XB" item is not available from salvage, order it using the FSCM and part number given.
XC	Installation drawing, diagram, instruction sheet, field service drawing, that is identified by manufacturer's part number.
XD	Item is not stocked. Order an "XD" -coded item through normal supply channels using the FSCM and part number given, if no NSN is available.

**NOTE**

Cannibalization or controlled exchange, when authorized, may be used as a source of supply for items with the above source codes, except for those source coded "XA" or those aircraft support items restricted by requirements of AR 700-42.

**(2) Maintenance Code.** Maintenance codes tells you the level(s) of maintenance authorized to USE and REPAIR support items. The maintenance codes are entered in the third and fourth positions of the SMR Code as follows:

**(a)** The maintenance code entered in the third position tells you the lowest maintenance level authorized to remove, replace, and use an item. The maintenance code entered in the third position will indicate authorization to one of the following levels of maintenance.

Code	Application/Explanation
C	–Crew or operator maintenance done within organizational or aviation unit maintenance.
O	–Organizational or aviation unit category can remove, replace, and use the item.
F	–Direct support or aviation intermediate level can remove, replace, and use the item.
H	–General support level can remove, replace, and use the item.
L	–Specialized repair activity can remove, replace, and use the item.
D	–Depot level can remove, replace, and use the item.

**(b)** The maintenance code entered in the fourth position tells whether or not the item is to be repaired and identifies the lowest maintenance level with the capability to do complete repair (i.e., perform all authorized repair functions.) **NOTE:** Some limited repair may be done on the item at a lower level of maintenance, if authorized by the Maintenance Allocation Chart (MAC) and SMR codes. This position will contain one of the following maintenance codes.

Code	Application/Explanation
O	–Organizational or (aviation unit) is the lowest level that can do complete repair of the item.
F	–Direct support or aviation intermediate is the lowest level that can do complete repair of the item.

**TM 9-4520-251-24P**

Code	Application/Explanation
H	–General support is the lowest level that can do complete repair of the item.
L	–Specialized repair activity is the lowest level that can do complete repair of the item.
D	–Depot is the lowest level that can do complete repair of the item.
Z	–Nonreparable. No repair is authorized.
B	–No repair is authorized. (No parts or special tools are authorized for the maintenance of a “B” coded item). However, the item may be reconditioned by adjusting, lubricating, etc., at the user level.

**(3) Recoverability Code.** Recoverability codes are assigned to items to indicate the disposition action on unserviceable items. The recoverability code is entered in the fifth position of the SMR Code as follows

Recoverability Codes	Application/Explanation
Z	–Nonreparable item. When unserviceable, condemn and dispose of the item at the level of maintenance shown in 3d position of SMR Code.
O	–Reparable item. When uneconomically reparable, condemn and dispose of the item at organizational or aviation unit level.
F	–Reparable item. When uneconomically reparable, condemn and dispose of the item at the direct support or aviation intermediate level.
H	–Reparable item. When uneconomically reparable, condemn and dispose of the item at the general support level.
D	–Reparable item. When beyond lower level repair capability, return to depot. Condemnation and disposal of item not authorized below depot level.
L	–Reparable item. Condemnation and disposal not authorized below specialized repair activity (SRA).
A	–Item requires special handling or condemnation procedures because of specific reasons (e.g., precious metal content, high dollar value, critical material, or hazardous material). Refer to appropriate manuals/directives for specific instructions.

**c. FSCM (Column (3)).** The Federal Supply Code for Manufacturer (FSCM) is a 5-digit numeric code which is used to identify the manufacturer, distributor, or Government agency, etc., that supplies the item.

**d. PART NUMBER (Column (4)).** Indicates the primary number used by the manufacturer, (individual, company, firm, corporation, or Government activity), which controls the design and characteristics of the item by means of its engineering drawings, specifications standards, and inspection requirements to identify an item or range of items.

**NOTE**

When you use a NSN to requisition an item, the item you receive may have a different part number from the part ordered.

**e. DESCRIPTION AND USABLE ON CODE (UOC) (Column (5)).** This column includes the following information:

- (1) The Federal item name and, when required, a minimum description to identify the item.
- (2) The physical security classification of the item is indicated by the parenthetical entry, e.g., Phy Sec C1 – Confidential, Phy Sec C1 (S) – Secret, Phy Sec C1 (T) – Top Secret.
- (3) Items that are included in kits and sets are listed below the name of the kit or set.
- (4) Spare/repair parts that make up an assembled item are listed immediately following the assembled item line entry.
- (5) Part numbers for bulk materials are referenced in this column in the line item entry for the item to be manufactured/fabricated.
- (6) When the item is not used with all serial numbers of the same model, the effective serial numbers are shown on the last line(s) of the description (before UOC).
- (7) The usable on code, when applicable (see paragraph 5, Special Information).
- (8) In the Special Tools List section, the basis of issue (BOI) appears as the last line(s) in the entry for each special tool, special TMDE, and other special support equipment. When density of equipments supported exceeds density spread indicated in the basis of issue, the total authorization is increased proportionately.
- (9) The statement “END OF FIGURE” appears just below the last item description in Column 5 for a given figure in both Section II and Section III.

**f. QTY (Column (6)).** The QTY (quantity per figure column) indicates the quantity of the item used in the breakout shown on the illustration figure, which is prepared for a functional group, subfunctional group, or an assembly. A “V” appearing in this column in lieu of a quantity indicates that the quantity is variable and may vary from application to application.

**4. EXPLANATION OF COLUMNS (SECTION IV).**

**a. NATIONAL STOCK NUMBER (NSN) INDEX.**

**(1) STOCK NUMBER column.** This column lists the NSN by National item identification number

NSN

(NIIN) sequence. The NIIN consists of the last nine digits of the NSN, i.e. (5305-01-574-1467).

NIIN

When using this column to locate an item, ignore the first 4 digits of the NSN. However, the complete NSN should be used when ordering items by stock number.

**(2) FIG. column.** This column lists the number of the figure where the item is identified/located. The figures are in numerical order in Section II and Section III.

**(3) ITEM column.** The item number identifies the item associated with the figure listed in the adjacent FIG. column. This item is also identified by the NSN listed on the same line.

**b. PART NUMBER INDEX.** Part numbers in this index are listed by part number in ascending alphanumeric sequence (i.e., vertical arrangement of letter and number combination which places the first letter or digit of each group in order A through Z followed by the numbers 0 through 9 and each following letter or digit in like order).

- (1) **FSCM column.** The Federal Supply Code for Manufacturer (FSCM) is a 5-digit numeric code used to identify the manufacturer, distributor, or Government agency, etc., that supplies the item.
- (2) **PART NUMBER column.** Indicates the primary number used by the manufacturer (individual, firm, corporation, or Government activity), which controls the design and characteristics of the item by means of its engineering drawings, specifications standards, and inspection requirements to identify an item or range of items.
- (3) **STOCK NUMBER column.** This column lists the NSN for the associated part number and manufacturer identified in the PART NUMBER and FSCM columns to the left.
- (4) **FIG. column.** This column lists the number of the figure where the item is identified/located in Sections II and III.
- (5) **ITEM column.** The item number is that number assigned to the item as it appears in the figure referenced in adjacent figure number column.

**5. SPECIAL INFORMATION.** Use the following subparagraphs as applicable:

**a. USABLE ON CODE.** The usable on code appears in the lower left corner of the Description column heading. Usable on codes are shown "UOC: . . . ." in the Description Column (justified left) on the first line applicable item description/nomenclature. Uncoded items are applicable to all models.

**b. ASSOCIATED PUBLICATIONS.** The publication listed below pertains to the 400,000 BTU Heater and its components.

Publication	Short Title
TM 5-4520-251-14	Heater, Duct Type, Portable, Trailer Mounted, 400,000 BTU/HR

**6. HOW TO LOCATE REPAIR PARTS.**

**A. When National Stock Number or Part Number is NOT Known.**

- (1) **First.** Using the table of contents, determine the assembly group or subassembly group to which the item belongs. This is necessary since figures are prepared for assembly groups and subassembly groups, and listings are divided into the same groups.
- (2) **Second.** Find the figure covering the assembly group or subassembly group to which the item belongs.
- (3) **Third.** Identify the item on the figure and the item number.
- (4) **Fourth.** Refer to the Repair Parts List for the figure to find the part number for the item number noted on the figure.
- (5) **Fifth.** Refer to the Part Number Index to find the NSN, if assigned.

**b. When National Stock Number or Part Number is Known:**

**(1) First.** Using the Index of National Stock Numbers and Part Numbers, find the pertinent National Stock Number or Part Number. The NSN index is in National Item Identification Number (NIIN) sequence (see 4a(1)). The part numbers in the Part Number index are listed in ascending alphanumeric sequence (see paragraph 4b). Both indexes cross-reference you to the illustration figure and item number of the item you are looking for.

**(2) Second.** After finding the figure and item number, verify that the item is the one you are looking for. then locate the item number in the repair parts list for the figure.

**7. ABBREVIATIONS.** Abbreviations used in this manual are listed in MIL-STD-12.



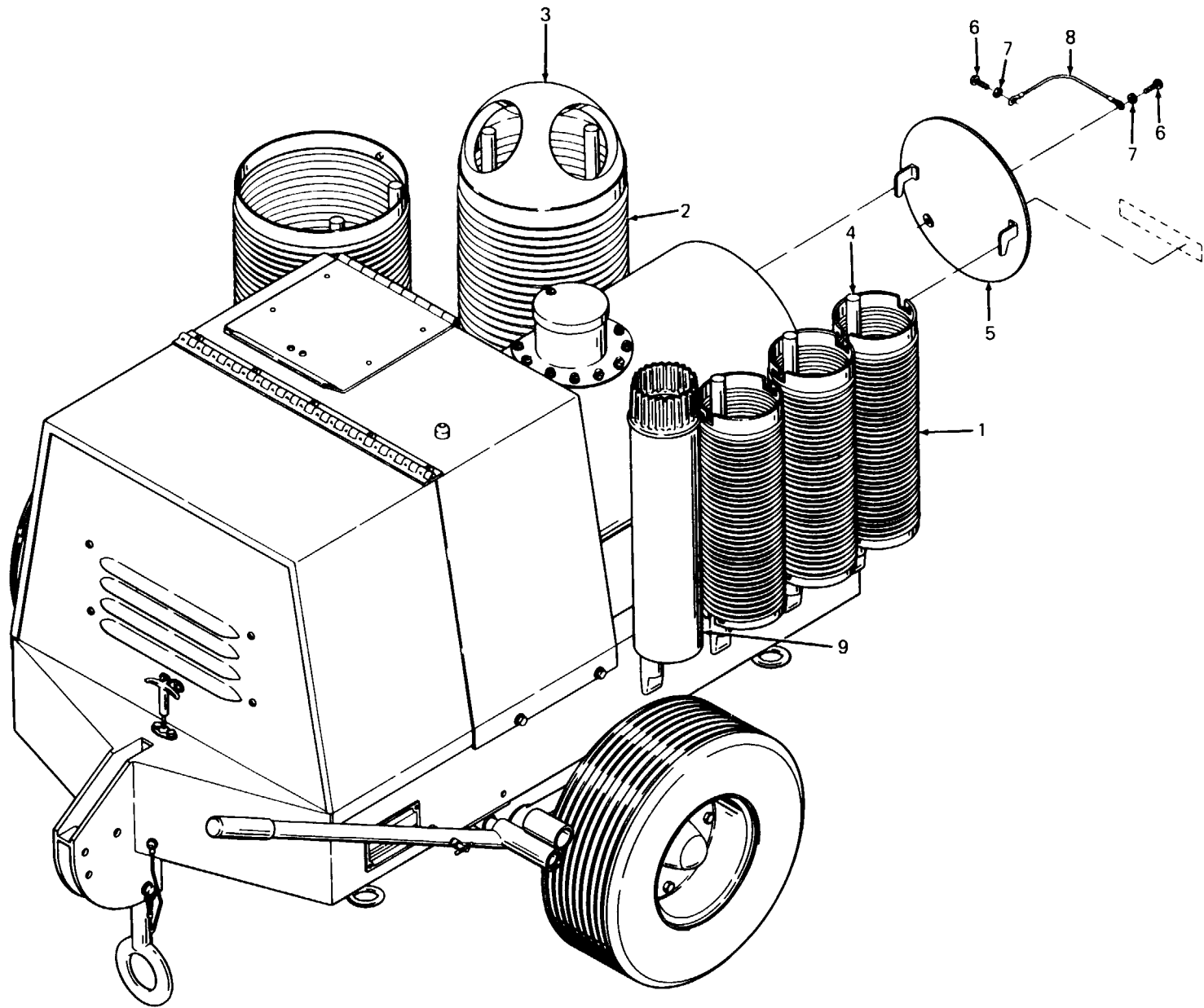


Figure 1. Duct, Adapter, and Support Handles

SECTION II					
(1)	(2)	(3)	(4)	(5)	(6)
ITEM NO	SMR CODE	FSCM	PART NUMBER	DESCRIPTION AND USABLE ON CODE (UOC)	QTY
				GROUP 01 HOSE, ADAPTER, OUTLET COVER AND SUPPORT HANDLES	
				FIG. 1 DUCT, ADAPTER, AND SUPPORT HANDLES	
1	PAOZZ	16632	AME2001-0003	HOSE ASSEMBLY,AIR D 6 IN.DIA	3
2	PAOZZ	16632	AME2002-0003	HOSE ASSEMBLY,AIR D 12 IN.DIA	2
3	PAPZZ	16632	DEA-00407	ADAPTER,STRAIGHT,FL 12 IN.DIA.TO 6 IN.DIA	1
4	PAOZZ	92878	8227027-01	SUPPORT,DUCT,WOOD 1 IN.DIA.X 22 IN.LG	8
5	PAOZZ	92878	2-HP2-4815	COVER OUTLER	1
6	PAOZZ	96906	MS35206-261	SCREW,MACHINE PAN HEAD	2
7	PAOZZ	96906	MS35333-39	WASHER,LOCK INTERNAL TOOTH	2
8	PAOZZ	84256	L8T6	WIRE ROPE ASSEMBLE	1
9	PAOZZ	92878	HP2-4821	PIPE,EXHAUST STACK	1
				END OF FIGURE	

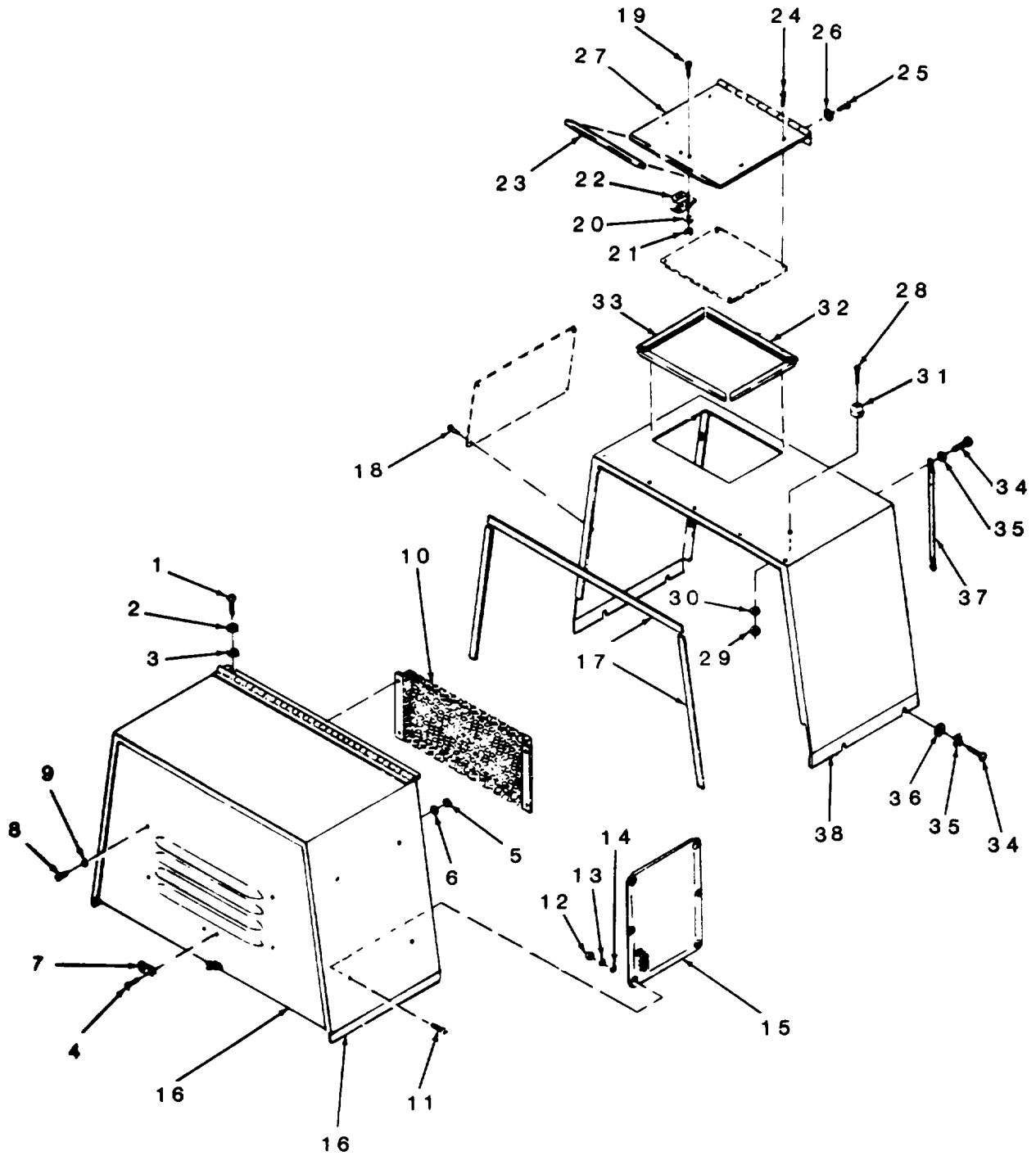


Figure 2. Hood Assembly Insulation Panel (Sheet 1 of 2)

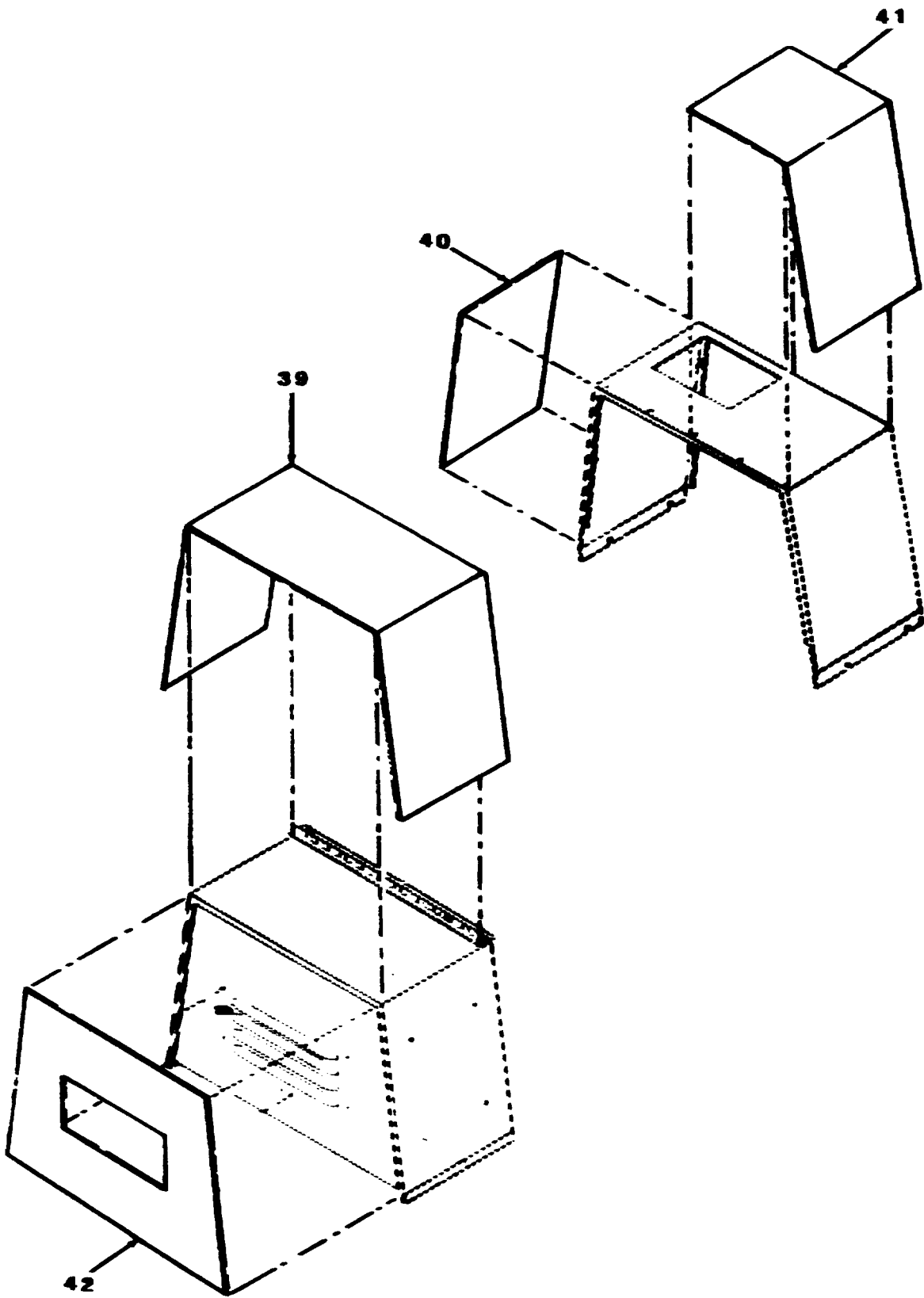


Figure 2. Hood Assembly Insulation Panel (Sheet 2 of 2)

SECTION II (1) ITEM NO	(2) SMR CODE	(3) FSCM	TM9-4520-251-24P (4) PART NUMBER	(5) DESCRIPTION AND USABLE ON CODE (UOC)	(6) QTY
GROUP 02 HOOD ASSEMBLY					
FIG.2 HOOD ASSEMBLY					
1	PAOZZ	96906	MS35206-261	SCREW,MACHINE PAN HEAD	5
2	PAOZZ	96906	MS35333-39	WASHER,LOCK INTERNAL TOOTH	5
3	PAOZZ	96906	MS27183-8	WASHER,FLAT	5
4	PAOZZ	96906	MS35206-263	SCREW,MACHINE PAN HEAD	2
5	PAOZZ	96906	MS21045-3	NUT,SELF-LOCKING, HE	2
6	PAOZZ	96906	MS27183-8	WASHER,FLAT	2
7	XBOZZ	19207	10905498	BRACKET	1
8	PAOZZ	96906	MS35206-261	SCREW,MACHINE PAN HEAD	4
9	PAOZZ	96906	MS27183-8	WASHER,FLAT	4
10	XBOZZ	92878	2-HP2-4769	BAFFLE, NOISE	1
11	PAOZZ	96906	MS35206-280	SCREW,MACHINE	4
12	PAOZZ	96906	MS51967-2	NUT, PLAIN, HEXAGON	4
13	PAOZZ	96906	MS35333-40	WASHER, LOCK	4
14	PAOZZ	96906	MS27183-10	WASHER, FLAT	4
15	XDOZZ	81349	MIL-C-11743	CASE, MAINTENANCE	1
16	XBOFF	92878	2-HP2-4731	HOOD, FRONT HALF	1
17	MOOZZ	92878	HP2-4812-1	GASKET MAKE FROM GASKET, P/N HP2-4812, 58 IN. REQUIRED	1
18	PAOZZ	61957	AD42-BS	RIVET,BLIND	4
19	PAOZZ	96906	MS35206-230	SCREW, MACHINE PAN HEAD	2
20	PAOZZ	96906	MS27183-6	WASHER, FLAT	2
21	PAOZZ	96906	MS21045-06	NUT, SELF-LOCKING, HE	2
22	XBOZZ	57386	NV-9823-1-Z1	CATCH, FRICTION	1
23	MOOZZ	92878	HP2-4810-3	GASKET MAKE FROM GASKET, P/N HP2-4810, 10.0 IN. REQUIRED	1
24	PAOZZ	61957	AD42-BS	RIVET, BLIND	4
25	PAOZZ	96906	MS35206-261	SCREW, MACHINE PAN HEAD	3
26	PAOZZ	96906	MS35333-39	WASHER, LOCK INTERNAL TOOTH	3
27	XBOFF	92878	2-HP2-4726	DOOR, ACCESS	1
28	PAOZZ	96906	MS35206-233	SCREW, MACHINE PAN HEAD	1
29	PAOZZ	96906	MS21045-06	NUT, SELF-LOCKING, HE	1
30	PAOZZ	96906	MS27183-6	WASHER, FLAT	1
31	PAOZZ	70485	23W	BUMPER, NONMETALLIC	1
32	MOOZZ	92878	HP2-4810-1	GASKET MAKE FROM RUBBER CHANNEL, P/N X1277(70485), 11.0 IN REQUIRED	2
33	MOOZZ	92878	HP2-4810-2	GASKET MANUFACTURE FROM RUBBER CHANNEL, P/N X1277(70485),9.0 IN REQ	2
34	PAOZZ	96906	MS90725-3	SCREW,CAP,HEXAGON H	9
35	PAOZZ	96906	MS35338-44	WASHER, LOCK	9
36	PAOZZ	96906	MS27183-10	WASHER, FLAT	4
37	XBOZZ	92878	1-HP2-4820	CHAIN, SAFETY	1
38	XBOFF	92878	2-HP2-4737	HOOD, BULKHEAD HALF	1

SECTION II				TM9-4520-251-24P		
(1)	(2)	(3)	(4)	(5)	(6)	
ITEM NO	SMR CODE	FSCM	PART NUMBER	DESCRIPTION AND USABLE ON CODE (UOC)	QTY	
39	MOOZZ	92878	HP2-4938	INSULATION, FRONT HOOD; MAKE FROM INSULATION, P/N RS# 10542, 64 7/8 IN. LG. X 13 1/2 IN. WIDE	1	
40	MOOZZ	92878	HP2-4937	INSULATION, BULKHEAD HOOD, LH; MAKE FROM INSULATION, P/N RS# 10542, 22 3/8 IN. LG. X 13 1/2 WIDE	1	
41	MOOZZ	92878	HP2-4954	INSULATION, BULKHEAD HOOD, RH; MAKE FROM INSULATION, P/N RS# 10542, 34 5/8 IN. LG. X 13 1/2 WIDE	1	
42	MOOZZ	92878	HP2-4936	INSULATION, LOUVER PANEL, MAKE FROM INSULATION, P/N RS# 10542, 31 IN. LG X 19 3/4 WIDE	1	
END OF FIGURE						

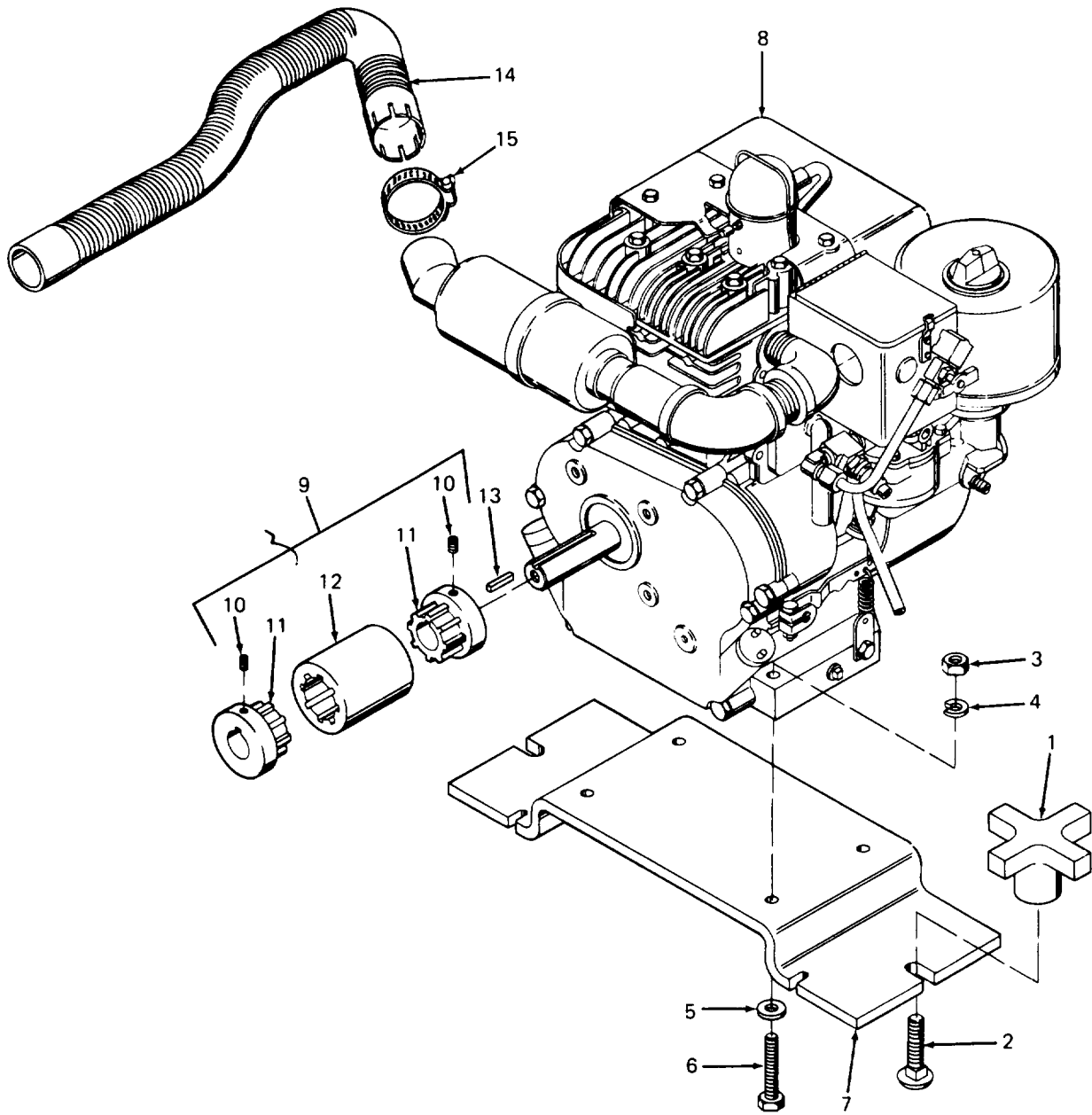


Figure 3. Engine Assembly

SECTION II (1)	SMR (2)	FSCM (3)	TM9-4520-251-24P (4) PART NUMBER	(5) DESCRIPTION AND USABLE ON CODE (UOC)	(6) QTY
GROUP 03 ENGINE ASSEMBLY					
FIG. 3 ENGINE ASSEMBLY					
1	XBOZZ	92878	HP2-4708	KNOB	2
2	PAOZZ	96906	MS35751-71	BOLT, SQUARE NECK CARRIAGE	2
3	PAOZZ	96906	MS35649-2312	NUT, PLAIN, HEXAGON	4
4	XDOZZ	96906	MS35338-45	WASHER, LOCK	4
5	PAOZZ	96906	MS27183-12	WASHER, FLAT	8
6	PAOZZ	96906	MS90725-39	BOLT, MACHINE	4
7	XBOZZ	92878	HP2-4482	SUPPORT, ENGINE	1
8	PAOFH	92878	1-HP2-4552	ENGINE, GASOLINE SEE FIGURES 4 THRU 12 FOR BRAEKDOWN	1
9	PAOZZ	00143	56-PG2 7/8X3/4X3 /4BORE	COUPLING, SHAFT RIGI	1
10	PAOZZ	96906	MS51021-58	.SETScrew HEXAGON SOCKET	2
11	XAOZZ	00143	50EZ	.FITTING, END	2
12	XAOZZ	00143	56SF	.SLEEVE	1
13	PAOZZ	96906	MS20066-168	KEY, MACHINE	1
14	XBOZZ	92878	2-HP2-4804	HOSE, EXHAUST	1
15	PAOZZ	04236	45D13	CLAMP, HOSE	1
END OF FIGURE					



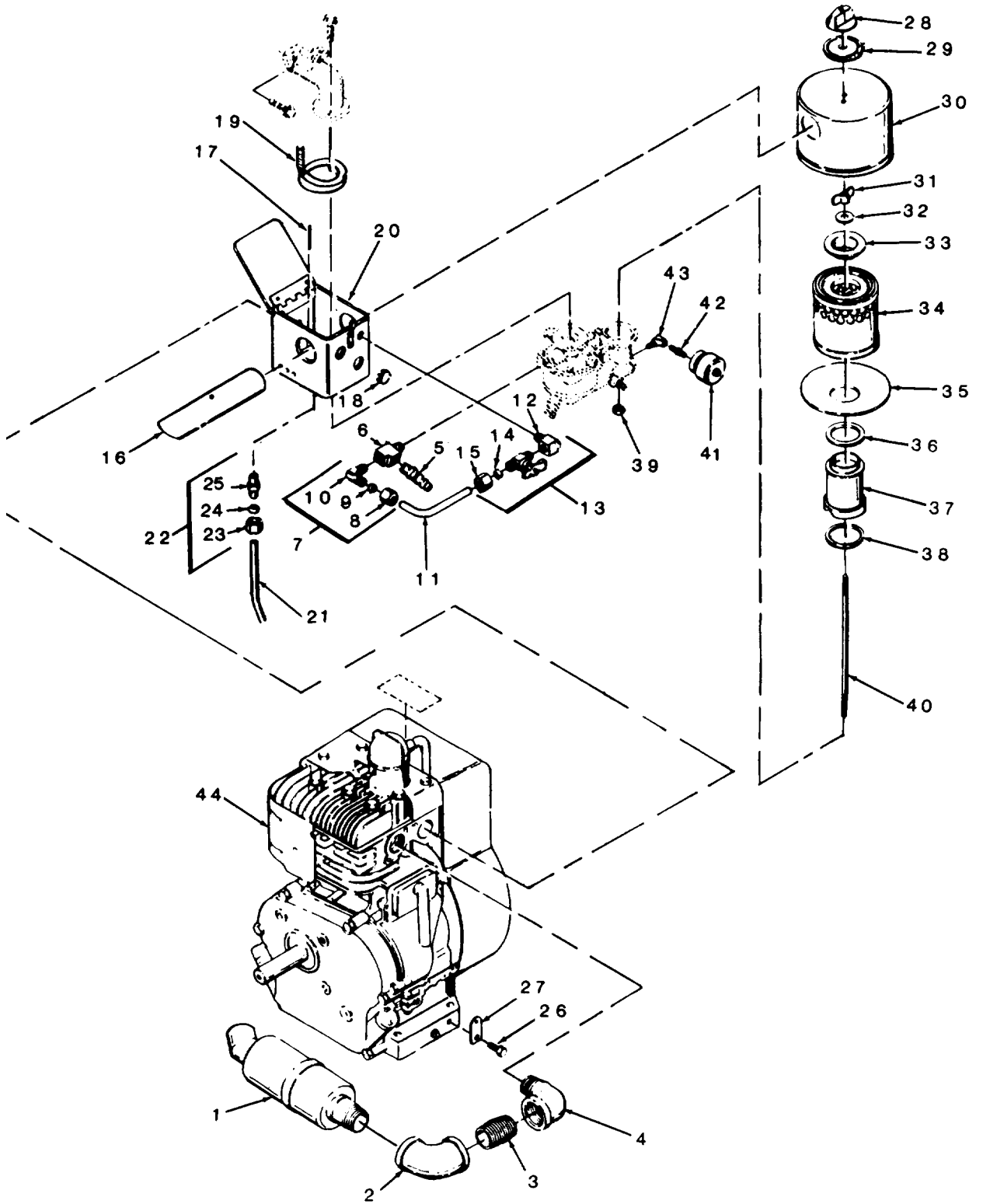


Figure 4. Engine

SECTION II (1) ITEM NO	(2) SMR CODE	(3) FSCM	TM9-4520-251-24P (4) PART NUMBER	(5) DESCRIPTION AND USABLE ON CODE (UOC)	(6) QTY
GROUP 03 ENGINE ASSEMBLY					
FIG. 4 ENGINE					
1	XBOZZ	92878	HP2-4844	.MUFFLER	1
2	PAOZZ	72581	119099	.ELBOW, PIPE STREET	1
3	PAOZZ	96906	MS51953-97	.NIPPLE, PIPE PIPE	1
4	PAOZZ	96906	MS39230-5	.ELBOW, PIPE STREET	1
5	PAOZZ	73992	B-12 SPECIAL 1/8 IN.MPT	.PLUG, QUICK DISCONNECT	1
6	PAOZZ	19207	547002	.TEE, PIPE STREET	1
7	PAOZZ	96906	MS51815-3	.ELBOW, PIPE TO TUBE	1
8	XAOZZ	96906	MS51823-3	..NUT, TUBE COUPLING	1
9	XAOZZ	96906	MS51825-3	..SLEEVE, CLINCH, TUBE	1
10	XAOZZ	96906	MS51815-33	..BODY, ELBOW	1
11	MOOZZ	92878	HP2-4819	.TUBE, MAKE FROM COPPER TUBING, P/N ASTMB280, 3 9/16 IN. LG., 1/4 IN. OD, 0.035 IN. WALL THICK	1
12	PAOZZ	96906	MS51816-3	..ADAPTER, STRAIGHT, PI TO TUBE	1
13	PAOZZ	92878	1-4P2-4942	.PETCOCK, PUSHBUTTON	1
14	XAOZZ	96906	MS51825-3	..SLEEVE, CLINCH, TUBE	1
15	XAOZZ	96906	MS51823-3	..NUT, TUBE COUPLING	1
16	XBOZZ	92878	2-HP-2-4889	.TUBE, AIR INTAKE	1
17	XBOZZ	96906	MS171496	..PIN, SPRING	1
18	PAOZZ	90763	SS-48152	.BUTTON, PLUG	102
19	XBOZZ	92878	HP2-4566	.WICK, ROPE 5/8 IN. DIA. X 7.0 IN. LG.	1
20	XBOZZ	92878	2-HP2-4534-1	.BOX ASSEMBLY, PREHEATER	1
21	MOOZZ	92878	HP2-4639	.TUBE, DRAIN MAKE FROM COPPER TUBING, P/N ASTMB280, 8 1/2 IN. LG. X 1/4 IN. OD X 0.035 IN. WALL THICK	1
22	PAOZZ	96906	MS51819-3	.ADAPTER, STRAIGHT, PI	1
23	XAOZZ	96906	MS51823-3	..NUT, TUBE COUPLING	1
24	XAOZZ	96906	MS51825-3	..SLEEVE, CLINCH, TUBE	1
25	XAOZZ	96906	MS51819-33	..ADAPTER, STRAIGHT, PI	1
26	XBOZZ	96906	MS90725-2	.SCREW, CAP, HEXAGON HEAD	1
27	XBOZZ	92878	1-HP2-4567	.BRACKET	1
28	PAOZZ	08645	212293	.KNOB, FILTER, COVER	1
29	PAOZZ	92878	HP2-4888	.GASKET	1
30	XBOZZ	92878	HP2-4782-1	.COVER, FILTER	1
31	PAOZZ	08645	93856	.NUT BLANK	1
32	PAOZZ	08645	271118	.WASHER, FLAT	1
33	PAOZZ	08645	222845	.CUP, AIR FILTER	1
34	PAOZZ	79396	42292	.FILTER ELEMENT, INTA	1
35	PAOZZ	92878	HP2-4785	.BASE, AIR FILTER	1
36	PAOZZ	08645	271077	.SPACER, AIR CLEANER	1
37	XBOZZ	08645	280213	.PACER, AIR FILTER	1
38	PAOZZ	08645	271042	.GASKET SPACER	1
39	XDOZZ	08645	92987	.NUT, PLAIN, HEXAGON	1
40	XBOZZ	08645	231177	.STUD, AIR FILTER	1
41	PAOZZ	18265	RBXOO-2280	.INDICATOR, PRESSURE RESTRICTION	1
42	PAOZZ	18265	P11-2257	.NIPPLE, PIPE SAFETY	1

CHANGE 2

4-1

SECTION II					
(1)	(2)	(3)	(4)	(5)	(6)
ITEM NO	SMR CODE	FSCM	PART NUMBER	DESCRIPTION AND USABLE ON CODE (UOC)	QTY
43	PAOZZ	07334	A0563	.ELBOW,PIPE STREET	1
44	PAOFH	92878	132436	.ENGINE,BLOCK,GASOLI SEE FIGURES 5 THRU 12 FOR BREAKDOWN	1
END OF FIGURE					

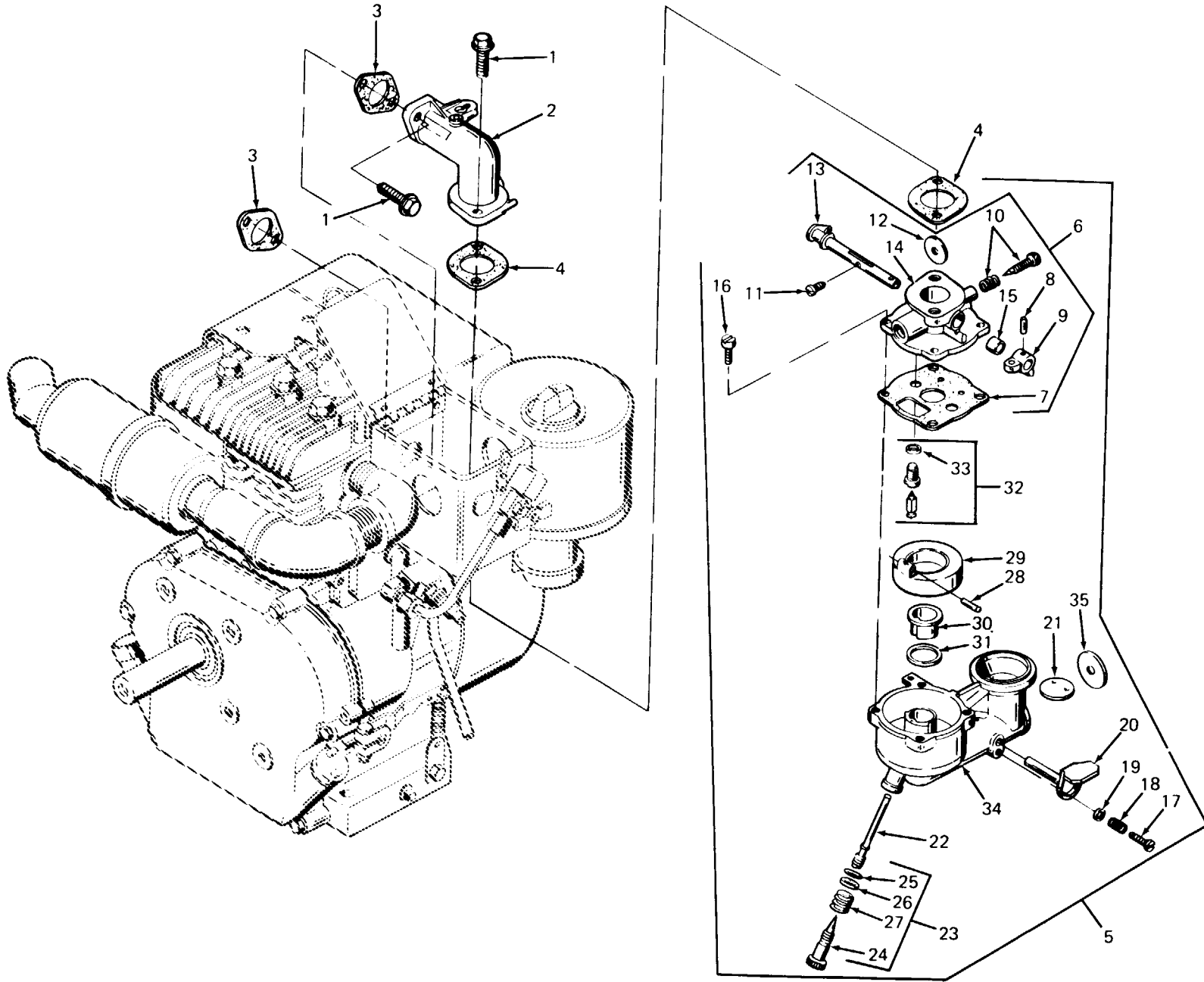


Figure 5. Carburetor

SECTION II (1) ITEM NO	(2) SMR CODE	(3) FSCM	TM9-4520-251-24P (4) PART NUMBER	(5) DESCRIPTION AND USABLE ON CODE (UOC)	(6) QTY
GROUP 03 ENGINE ASSEMBLY					
FIG. 5 CARBURETOR					
1	XDOZZ	08645	93357	.SCREW,CAP,HEXAGON H	4
2	XBOZZ	08645	212358	.ELBOW,INTAKE	1
3	PAOZZ	08645	27355	.GASKET ELBOW TO INTAKE	2
4	PAOZZ	08645	68987	.GASKET ELBOW TO CARBURETOR	2
5	XBOFF	08645	393753	.CARBURETOR ASSEMBLY	1
6	XBFFF	08645	393978	..HOUSING ASSEMBLY, THROTTLE	1
7	KFFZZ	08645	27917	...GASKET,CARBURETOR BODY PART OF KIT P/N 394010	1
8	XBFZZ	08645	93043	...PIN,THROTTLE STOP	1
9	XBFZZ	08645	211712	...STOP,THROTTLE	1
10	KFFZZ	08645	292681	...NEEDLE VALVE,IDLE A PART OF KIT P/N 394010	1
11	XBFZZ	08645	93499	...SCREW	1
12	XBFZZ	08645	222972	...VALVE,THROTTLE	1
13	XBFZZ	08645	393827	...SHAFT,THROTTLE	1
14	XBFZZ	08645	99634	...BODY,CARBURETOR	1
15	XBFZZ	08645	23230	...BUSHING,SHAFT	1
16	XBOZZ	08645	93347	..SCREW	4
17	XBOZZ	08645	23270	..SCREW,CHOKE LEVER	1
18	XBOZZ	08645	26229	..SPRING,CHOKE LEVER	1
19	XBOZZ	08645	220899	..WASHER,CHOKE LEVER	1
20	XBFZZ	08645	294874	..SHAFT AND LEVER	1
21	XBFZZ	08645	220897	..VALVE,CHOKE	1
22	KFFZZ	08645	231216	..NOZZLE,CARGURETOR PART OF KIT P/N 394010	1
23	KFFZZ	08645	393960	..NEEDLE VALVE ASSEMBLY PART OF KIT P/N 394010	1
24	XBFZZ	08645	292088	..VALVE,NEEDLE	1
25	XBFZZ	08645	280203	..PACKING,VALVE	1
26	XBFZZ	08645	22032	..WASHER,NEEDLE VALVE	1
27	XBFZZ	08645	261357	..SPRING,NEEDLE VALVE	1
28	KFFZZ	08645	23144	..PIN,FLOAT HINGE PART OF KIT P/N 394010	1
29	XBFZZ	08645	293477	..FLOAT,CARBURETOR	1
30	XBFZZ	08645	210811	..VENTURI,CARBURETOR	1
31	KFFZZ	08645	27840	..GASKET,VENTURI PART OF KIT P/N 394010	1
32	KFFZZ	08645	293478	..VALVE,FUEL INLET, PART OF KIT P/N 394010	1
33	KFFZZ	08645	68877	...GASKET,VALVE SEAT PART OF KIT P/N 394010	1
34	XBFFF	08645	393979	..BODY,CARBURETOR	1
35	XBFZZ	92878	HP2-4926	...PLUG,WELCH	1
	PAFZZ	08645	394010	KIT,CARBURETOR OVER HAUL	1
				GASKET,CARBURETOR ( 1) 5-7	
				GASKET,VENTURI ( 1) 5-31	
				GASKET,VALVE SEAT ( 1) 5-33	
				NEEDLE VALVE,IDLE A( 1) 5-10	

SECTION II			TM9-4520-251-24P		
(1)	(2)	(3)	(4)	(5)	(6)
ITEM NO	SMR CODE	FSCM	PART NUMBER	DESCRIPTION AND USABLE ON CODE (UOC)	QTY
				NEEDLE VALVE ( 1) 5-23	
				NOZZLE,CARBURETOR ( 1) 5-22	
				PIN,FLOAT HINGE ( 1) 5-28	
				VALVE,FUEL INLET, ( 1) 5-32	
END OF FIGURE					

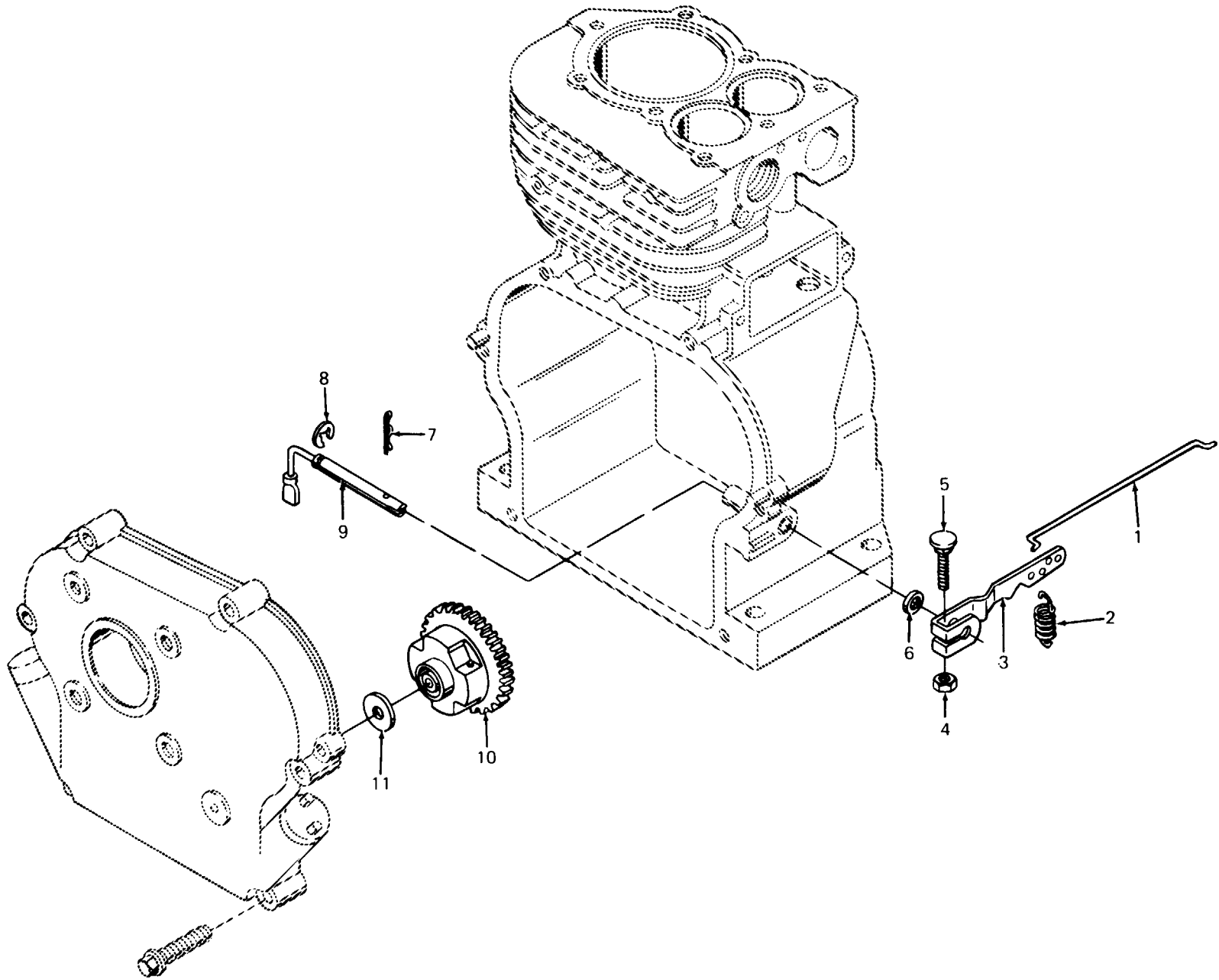


Figure 6. Governor

SECTION II					
(1)	(2)	(3)	(4)	(5)	(6)
ITEM NO	SMR CODE	FSCM	PART NUMBER	DESCRIPTION AND USABLE ON CODE (UOC)	QTY
				GROUP 03 ENGINE ASSEMBLY	
				FIG. 6 GOVERNOR	
1	XBOZZ	08645	261589	LINK, GOVERNOR	1
2	XBOZZ	08645	261126	SPRING, GOVERNOR	1
3	XBOZZ	08645	393920	LEVER ASSEMBLY, GOVERNOR	1
4	XDOZZ	08645	231082	.NUT, PLAIN, HEXAGON	1
5	XBOZZ	08645	92613	.BOLT	1
6	XBOZZ	08645	222450	WASHER, FLAT LEVER	1
7	XBFZZ	08645	93306	PIN, COTTER, HAIR	1
8	XBFZZ	08645	93307	RETAINER, E-RING	1
9	XBFZZ	08645	231077	CRANK, GOVERNOR	1
10	XBFZZ	08645	391737	GEAR, SPUR	1
11	XBFZZ	08645	221551	WASHER, THRUST	1
				END OF FIGURE	



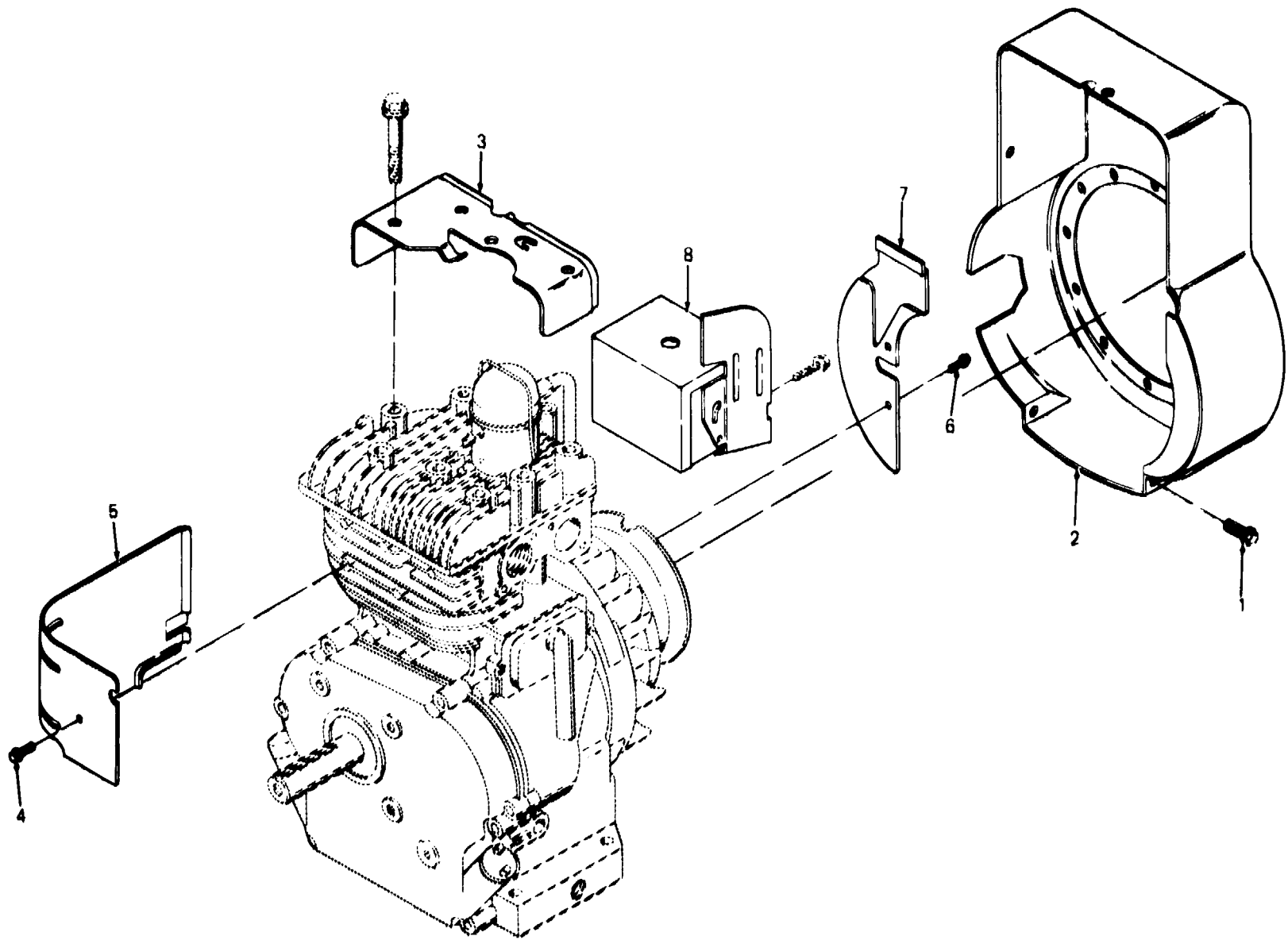


Figure 7. Blower Housing

SECTION II					
(1)	(2)	(3)	(4)	(5)	(6)
ITEM NO	SMR CODE	FSCM	PART NUMBER	DESCRIPTION AND USABLE ON CODE (UOC)	QTY
				TM9-4520-251-24P	
				GROUP 03 ENGINE ASSEMBLY	
				FIG. 7 BLOWER HOUSING	
1	PAOZZ	96906	MS90725-3	SCREW,CAP,HEXAGON H	4
2	XBOZZ	08645	299410	HOUSING,BLOWER	1
3	XBOZZ	08645	221512	COVER,CYLINDER HEAD	1
4	PAOZZ	08645	93042	SCREW,ASSEMBLED WAS CYLINDER SHIELD	1
5	XBOZZ	08645	221511	SHIELD,CYLINDER	1
6	PAFZZ	08645	93705	SCREW,ASSEMBLED WAS	2
7	XBFZZ	08645	222443	GUARD,FLYWHEEL	1
8	XBFZZ	92878	2-HP2-4882	BOX,EMI	1
				END OF FIGURE	

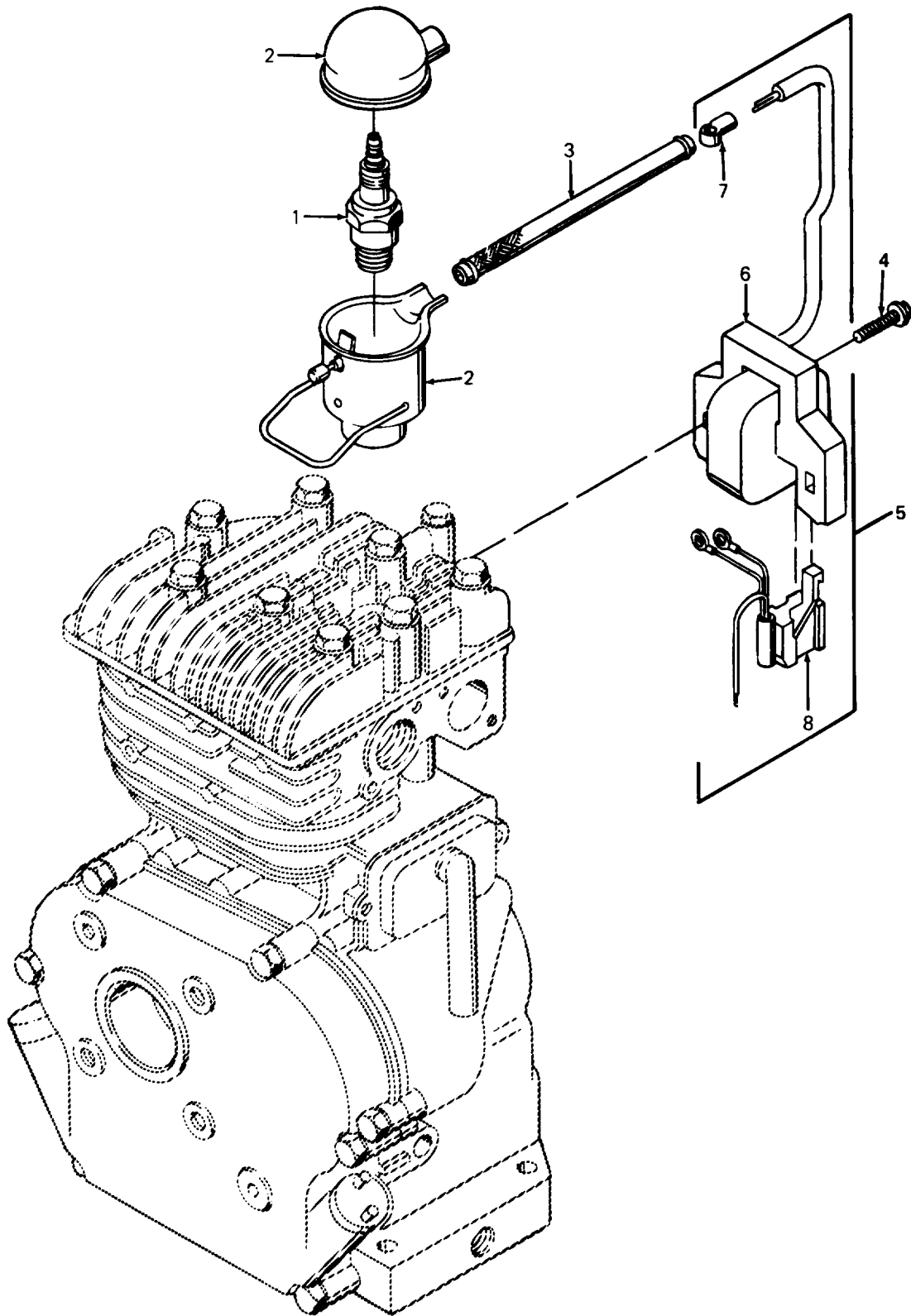


Figure 8. Spark Plug and Ignition

SECTION II					
(1)	(2)	(3)	(4)	(5)	(6)
ITEM NO	SMR CODE	FSCM	PART NUMBER	DESCRIPTION AND USABLE ON CODE (UOC)	QTY
				TM9-4520-251-24P	
				GROUP 03 ENGINE ASSEMBLY	
				FIG. 8 SPARK PLUG AND IGNITION	
1	PAOZZ	97403	13226E1817	SPARK PLUG RESISTOR TYPE,EMI PROTECTED	1
2	XBOZZ	08645	291630	SHIELD, SPARK PLUG	1
3	XBFZZ	08645	298529	SHIELDING,IGNITION CABLE	1
4	XBFZZ	08645	93414	SCREW	2
5	PAFZZ	08645	397358	ARMATURE,IGNITION GROUP	1
6	PAFZZ	08645	395490	.ARMATURE,IGNITION ASSEMBLY,OUTPUT IS 13.5 VDC	1
7	PAOZZ	08645	221798	.CABLE	1
8	PAFZZ	08645	395025	.COIL,MAGNETO	1
				END OF FIGURE	

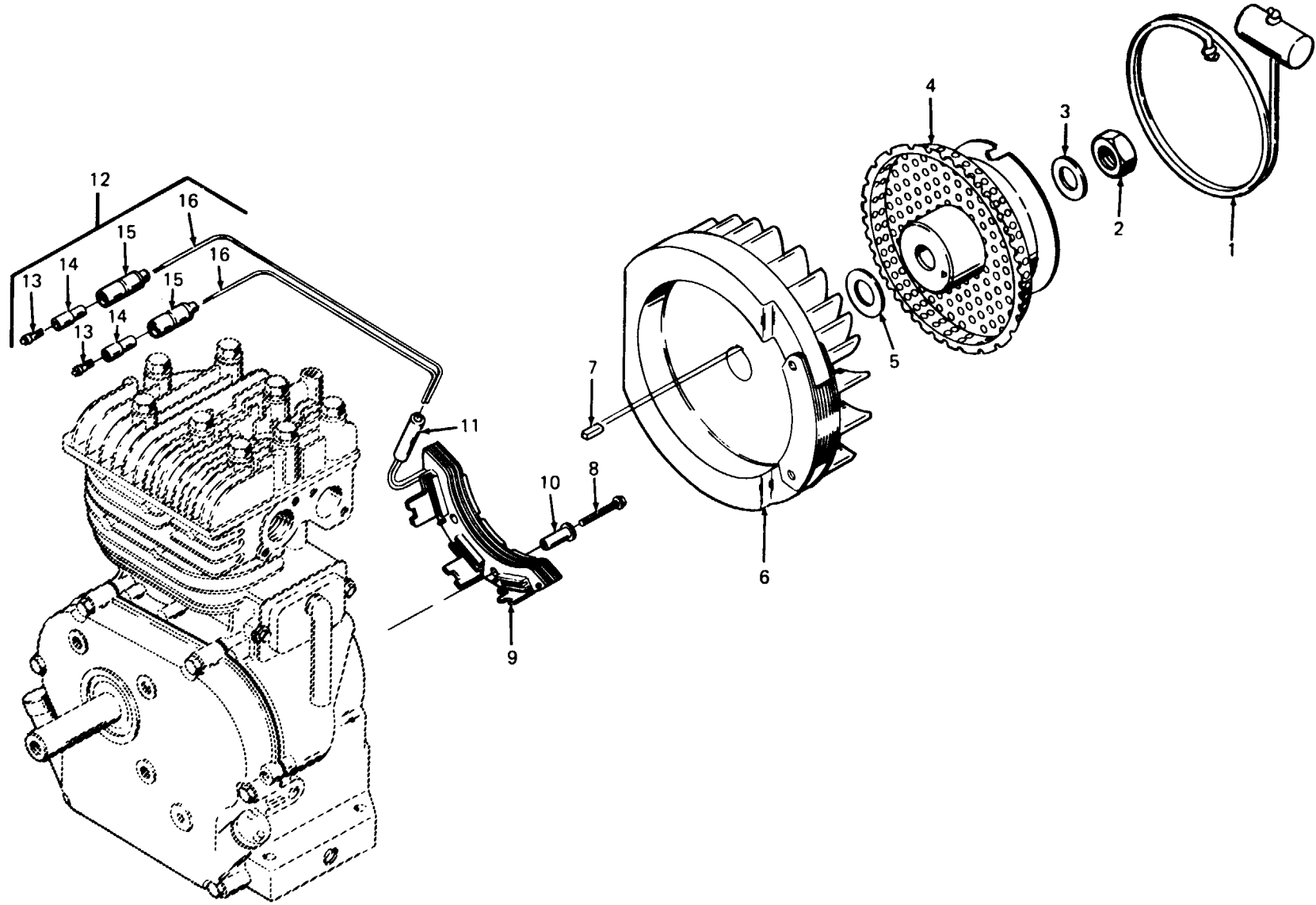


Figure 9. Flywheel

SECTION II					
(1)	(2)	(3)	(4)	(5)	(6)
ITEM NO	SMR CODE	FSCM	PART NUMBER	DESCRIPTION AND USABLE ON CODE (UOC)	QTY
				TM9-4520-251-24P	
				GROUP 03 ENGINE ASSEMBLY	
				FIG.9 FLYWHEEL	
1	PAOZZ	08645	69932	STARTER ROPE,ENGINE	1
2	PAFZF	96906	MS51968-20	NUT,PLAIN,HEXAGON FLYWHEEL	1
3	PAFZZ	18876	10608076-5	WASHER,FLAT FLYWHEEL	1
4	XBFZZ	08645	299421	PULLEY WITH SCREEN	1
5	PAFZZ	18876	10608076-5	WASHER,FLAT SPRING	1
6	XBFZZ	08645	297229	FLYWHEEL,MAGNETO	1
7	PAFZZ	08645	222698	KEY,FLYWHEEL SPECIAL FOR IGNITION SYSTEM	1
8	XBFZZ	08645	93639	SCREW,STATOR MOUNTING	2
9	XBFZZ	08645	494254	STATOR,ALTERNATOR	1
10	XDFZZ	08645	23970	.BUSHING,NYLON	2
11	PAOZZ	81349	M7928/5-3	.SPLICE,CONDUCTOR	1
12	AOOOO	92878	HP2-4581	WIRE,ASSEMBLY,ALTER	1
13	PAOZZ	77060	2969608	.CABLE NIPPLE,ELECTR	2
14	PAOZZ	19207	8338562	.INSULATOR,BUSHING	2
15	PAOZZ	96906	MS27148-2	.CONTACT,ELECTRICAL MALE,SINGLE	2
16	MOOZZ	81349	M13486-1-5 30 IN	.WIRE,ELECTRICAL MAKE FROM WIRE P/N M13486-1-5, 30.0 IN. REQUIRED	2
				END OF FIGURE	

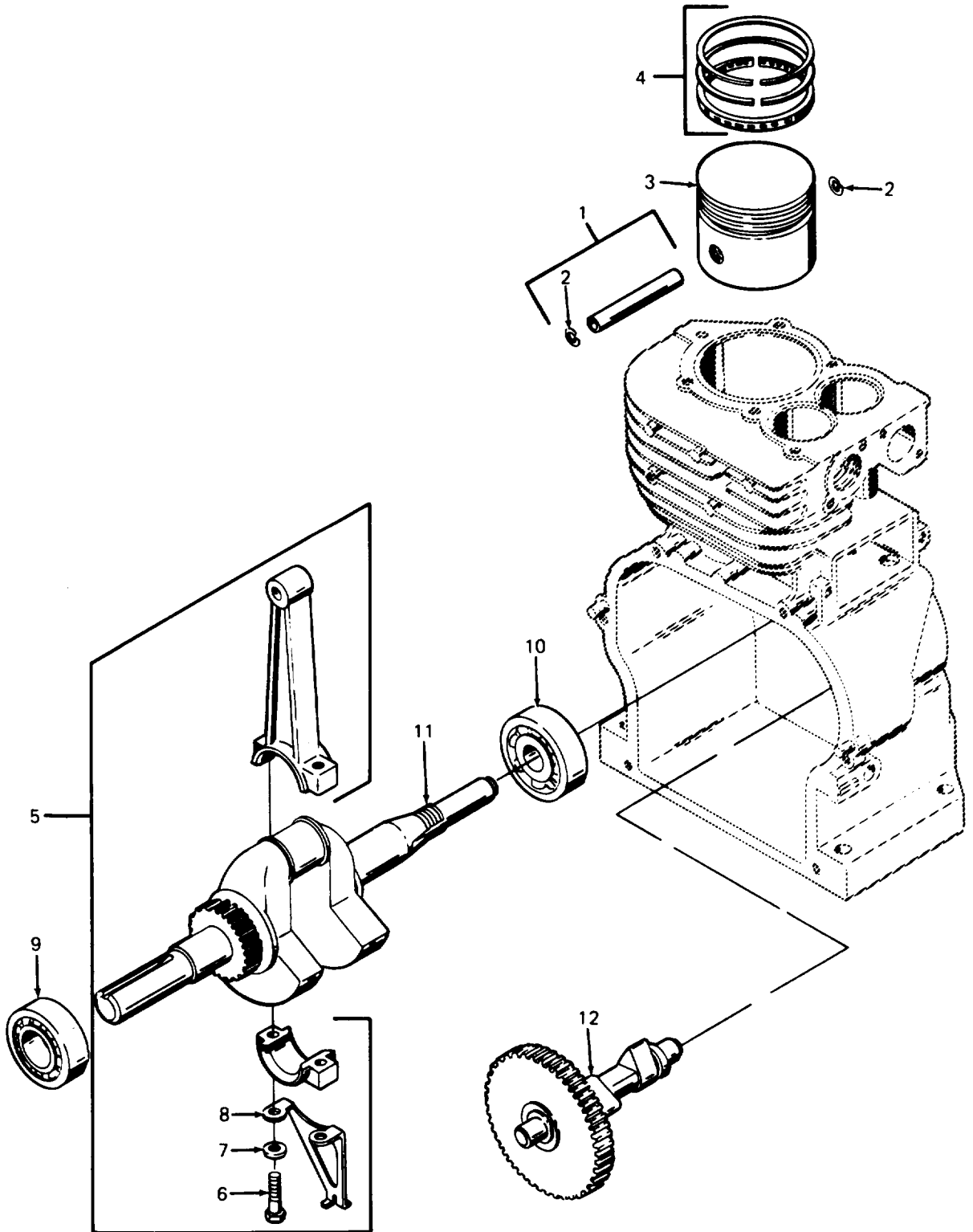


Figure 10. Piston Assembly, Rod Assembly, Bearings, and Crankshaft

SECTION II				TM9-4520-251-24P	
(1)	(2)	(3)	(4)	(5)	(6)
ITEM NO	SMR CODE	FSCM	PART NUMBER	DESCRIPTION AND USABLE ON CODE (UOC)	QTY
GROUP 03 ENGINE ASSEMBLY					
FIG. 10 PISTON ASSEMBLY, ROD ASSEMBLY, BEARINGS AND CRANKSHAFT					
1	PAFZZ	08645	298909	PIN,PISTON	1
2	PAFZZ	08645	26026	.RING,RETAINING PISTON PIN	2
3	XBFZZ	08645	393819	PISTON ASSEMBLY, STANDARD	1
4	XBFZZ	08645	393835	.RING SET,STANDARD	1
5	XBFFF	08645	299430	ROD ASSEMBLY, CONNECTING,STANDARD	1
6	PAFZZ	08645	92296	.BOLT,MACHINE CONNECTING ROD	2
7	XBFZZ	08645	222282	.WASHER,PLAIN	2
8	XBFZZ	08645	221890	.DIPPER,CONNECTING ROD	1
9	XBFZZ	08645	99158	BEARING,BALL	1
10	XBFZZ	08645	99157	BEARING,BALL	1
11	XBFZZ	08645	393596	CRANKSHAFT	1
12	XBFZZ	08645	211117	GEAR,CAM	1
END OF FIGURE					



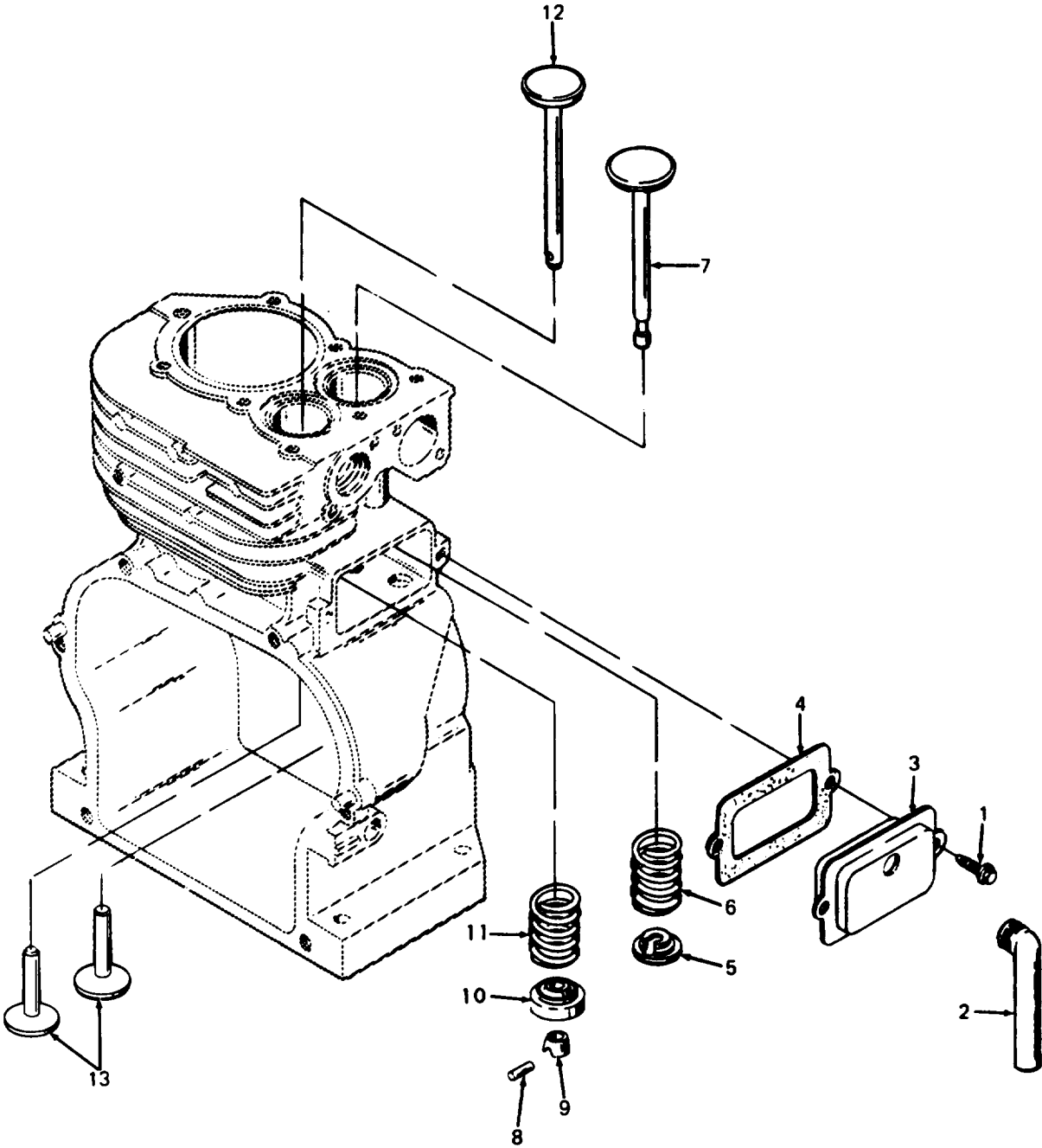


Figure 11. Breather, Valves, and Tappets

SECTION II				TM9-4520-251-24P	
(1)	(2)	(3)	(4)	(5)	(6)
ITEM NO	SMR CODE	FSCM	PART NUMBER	DESCRIPTION AND USABLE ON CODE (UOC)	QTY
GROUP 03 ENGINE ASSEMBLY					
FIG. 11 BREATHER, VALVES, AND TAPPETS					
1	PAOZZ	08645	93394	SCREW,ASSEMBLED WAS BREATHER MOUNTING	2
2	PAOZZ	08645	66638	HOSE,PREFORMED BREATHER TUBE	1
3	PAOZZ	08645	294178	BREATHER	1
4	PAOZZ	08645	27549	GASKET PART OF KIT P/N 297615	1
5	PAFZZ	08645	93312	LOCK,VALVE SPRING R INTAKE	1
6	PAFZZ	08645	260552	SPRING,HELICAL,COMP INTAKE VALVE	1
7	XBHHH	08645	261044	VALVE,INTAKE	1
8	PAFZZ	08645	230126	PIN,STRAIGHT,HEADLE	1
9	XDFZZ	08645	230127	RETAINER,ROTOCAP EXHAUST VALVE	1
10	PAFZZ	08645	292259	ROTOCAP,ENGINE VALV EXHAUST	1
11	PAFZZ	08645	26826	SPRING,HELICAL,COMP EXHAUST VALVE	1
12	XBFFF	08645	260860	VALVE,EXHAUST	1
13	XBFZZ	08645	260642	TAPPET,VALVE	2
END OF FIGURE					

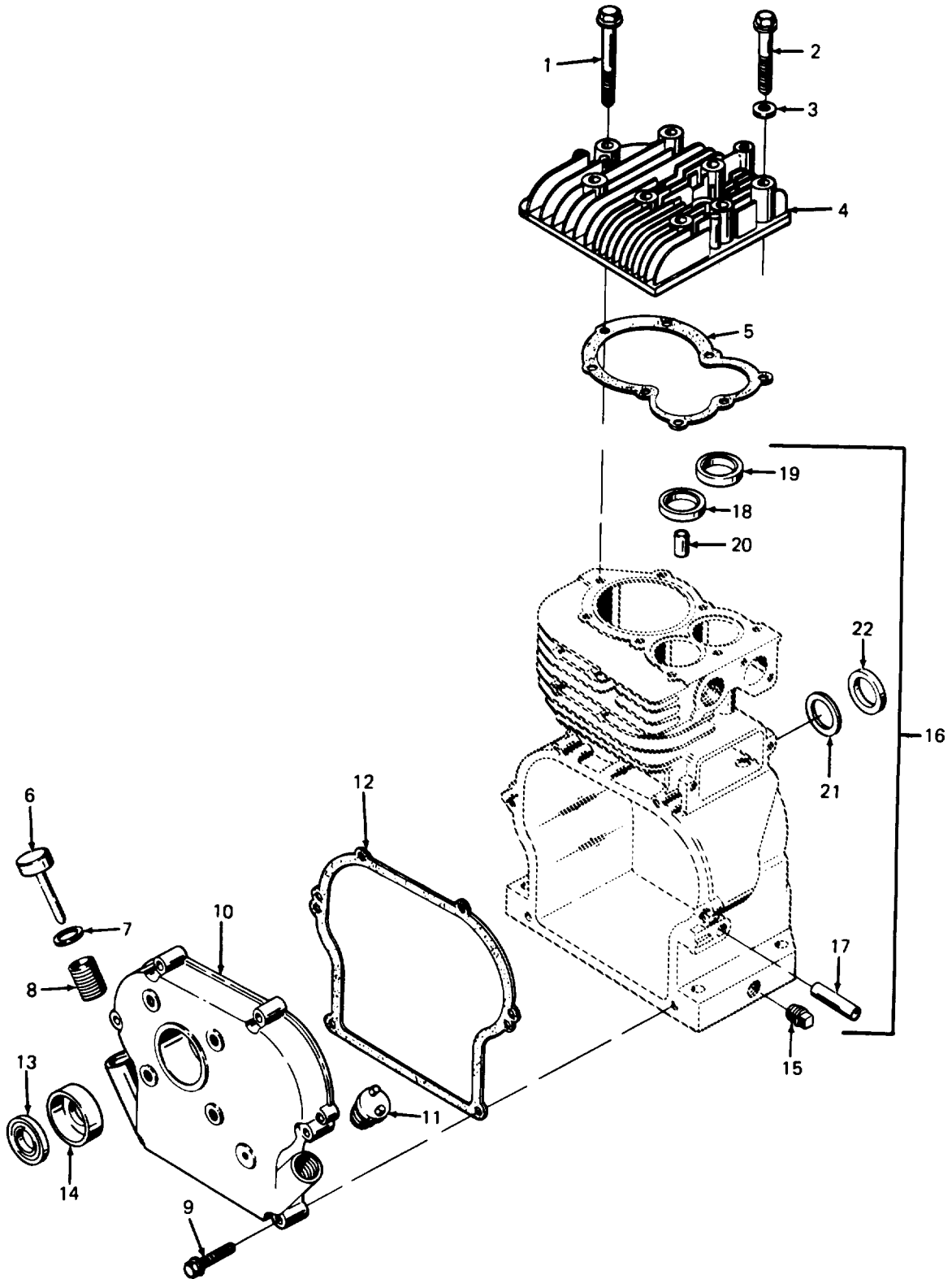


Figure 12. Cylinder Head, Crankcase Cover Assembly, and Cylinder Assembly

SECTION II (1)	ITEM SMR NO	(2) CODE	(3) FSCM	TM9-4520-251-24P (4) PART NUMBER	(5) DESCRIPTION AND USABLE ON CODE (UOC)	(6) QTY
GROUP 03 ENGINE ASSEMBLY						
FIG. 12 CYLINDER HEAD, CRANKCASE COVER ASSEMBLY AND CYLINDER ASSEMBLY						
1	XBOZZ	08645	93369	93369	SCREW,CYLINDER HEAD 2-15/32 IN.LG	3
2	XBOZZ	08645	93368	93368	SCREW,CYLINDER HEAD 2-3/32 IN.LG	5
3	XBOZZ	08645	22963	22963	WASHER,FLAT	5
4	XBFZZ	08645	211542	211542	HEAD,CYLINDER	1
5	PAOZZ	08645	270383	270383	GASKET HEAD PART OF KIT P/N 297615	1
6	XBOZZ	08645	297357	297357	CAP,OIL FILLER	1
7	PAOZZ	08645	65304	65304	WASHER,FLAT OIL FILLER CAP	1
8	XBOZZ	08645	91258	91258	NIPPLE,OIL FILLER	1
9	XBFZZ	08645	93032	93032	SCREW,CRANKCASE COVER	6
10	XBFHH	08645	298204	298204	COVER ASSEMBLY, CRANKCASE	1
11	PAOZZ	08645	66768	66768	.PLUG,OIL FILLER	1
12	KFFZZ	08645	270126	270126	GASKET,CRANKCASE 0.009 IN.THK. PART OF KIT P/N 297615	1
13	PAFZZ	08645	393812	393812	PACKING ASSEMBLY OIL PART OF KIT P/N 297615	1
14	PBFZZ	08645	297603	297603	BUSHING,CRANKCASE COVER PART OF KIT P/N 297615	1
15	XBOZZ	08645	91249	91249	PLUG,PIPE	1
16	XBFHH	08645	393839	393839	CYLINDER ASSEMBLY	1
17	XBHZZ	08645	231079	231079	.BUSHING,COVERNOR CRANK	1
18	XBHHH	08645	211436	211436	.SEAT,EXHAUST VALVE	1
19	XBHHH	08645	211787	211787	.SEAT,INTAKE VALVE	1
20	XBHZZ	08645	63709	63709	.GUIDE,EXHAUST VALVE	1
21	XBHZZ	08645	299819	299819	.SEAL,OIL	1
22	XBHZZ	08645	297565	297565	.BUSHING,CYLINDER	1
	PAFZZ	08645	297615	297615	GASKET SET KIT BUSHING,CRANKCASE ( 1) 12-14 GASKET ( 1) 11-4 GASKET ( 1) 12-5 GASKET,CRANKCASE ( 1) 12-12 PACKING ASSEMBLY ( 1) 12-13	

END OF FIGURE

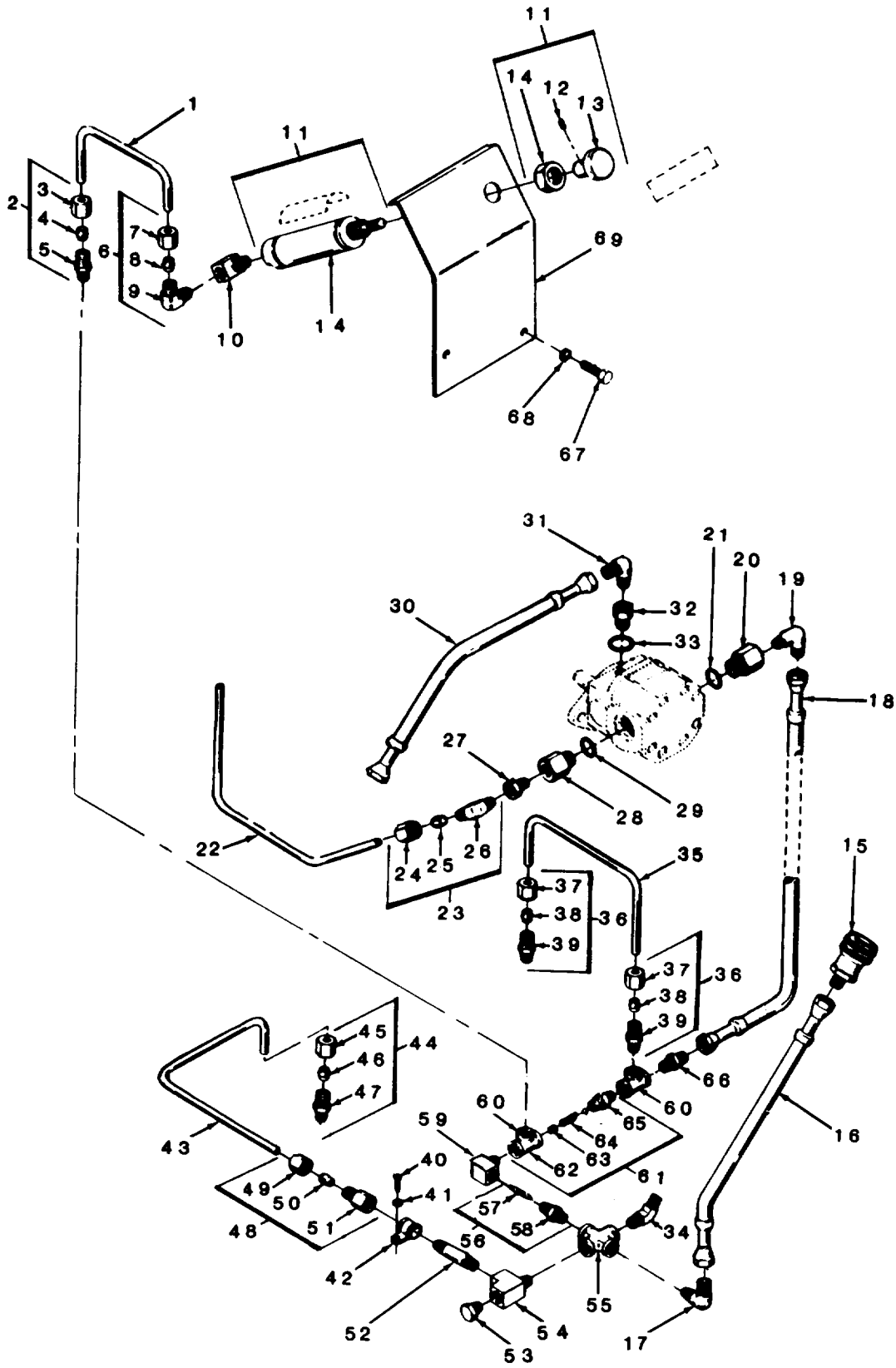


Figure 13. Fuel Line System

SECTION II (1) ITEM NO	(2) SMR CODE	(3) FSCM	TM9-4520-251-24P (4) PART NUMBER	(5) DESCRIPTION AND USABLE ON CODE (UOC)	(6) QTY
GROUP 04 FUEL SYSTEM					
FIG. 13 FUEL LINE SYSTEM					
1	XBOZZ	92878	HP2-4793	TUBE, PRIMER	1
2	PAOZZ	96906	MS51819-3	ADAPTER, STRAIGHT, PI	1
3	XAOZZ	96906	MS51823-3	.NUT, TUBE COUPLING	1
4	XDOZZ	96906	MS51825-3	.SLEEVE, CLINCH, TUBE	1
5	XAOZZ	96906	MS51819-33	.ADAPTER, STRAIGHT, PI	1
6	PAOZZ	96906	MS51815-3	ELBOW, PIPE TO TUBE	1
7	XAOZZ	96906	MS51823-3	.NUT, TUBE COUPLING	1
8	XAOZZ	96906	MS51825-3	.SLEEVE, CLINCH, TUBE	1
9	XAOZZ	96906	MS51815-33	.BODY, ADAPTER	1
10	PAOZZ	07334	A0563	ELBOW, PIPE STREET	1
11	PBOZZ	92878	1-HP2-4593	PUMP ASSEMBLY, PRIMER	1
12	PAOZZ	96906	MS51021-58	.SETSCREW HEXAGON SOCKET, CUP POINT	1
13	XBOZZ	92878	HP2-4594	.KNOB, PUMP PRIMER	1
14	XBOZZ	92878	HP2-4591	.CYLINDER, AIR	1
15	PAOZZ	73992	3000-43	COUPLING HALF, QUICK DISCONNECT	1
16	XDOZZ	92878	HP2-4561-03	HOSE ASSEMBLY, METAL	1
17	PAOZZ	96906	MS39162-3	ELBOW, PIPE TO TUBE MALE PIPE END	1
18	XDOZZ	92878	HP2-4561-03	HOSE ASSEMBLY, METAL	1
19	PAOZZ	79470	49X4X4	ELBOW, PIPE TO TUBE MALE PIPE END	1
20	PAOZZ	30780	6-1/4F50G-B	ADAPTER, STRAIGHT, PI INCLUDES PACKING, MS29512-06	1
21	PAOZZ	96906	MS29512-06	PACKING, PREFORMED	1
22	PBOZZ	92878	HP2-4792	TUBE, FUEL	1
23	PAOZZ	96906	MS51815-3	ELBOW, PIPE TO TUBE ASSEMBLY	2
24	XAOZZ	96906	MS51823-3	.NUT, TUBE COUPLING	2
25	XAOZZ	96906	MS51825-3	.SLEEVE, CLINCH, TUBE	2
26	XAOZZ	96906	MS51815-33	.BODY, ADAPTER	2
27	PAOZZ	89346	112877	BUSHING, PIPE	1
28	PAOZZ	30780	6-1/4F50G-B	ADAPTER, STRAIGHT, PI INCLUDES PACKING, MS29512-06 (96906)	1
29	PAOZZ	96906	MS29512-06	PACKING, PREFORMED	1
30	XDOZZ	92878	HP2-4561-03	HOSE ASSEMBLY, FUEL	1
31	PAOZZ	96906	MS39162-3	ELBOW, PIPE TO TUBE MALE PIPE END	1
32	PAOZZ	98660	R1100-4	ADAPTER INCLUDES PACKING, MS29512-04 (96906)	1
33	PAOZZ	96906	MS29512-04	PACKING, PREFORMED	1
34	PAOZZ	30327	54F1-4X1-8	ELBOW, PIPE TO TUBE 45 DEGREE, MALE	1
35	PBOZZ	92878	HP2-4794	TUBE, FUEL	1
36	PAOZZ	96906	MS51819-3	ADAPTER, STRAIGHT, PI ASSEMBLY	2
37	XAOZZ	96906	MS51823-3	.NUT, TUBE COUPLING	2
38	XAOZZ	96906	MS51825-3	.SLEEVE, CLINCH, TUBE	2
39	XAOZZ	96906	MS51819-33	.BODY, ADAPTER	2
40	PAOZZ	96906	MS35206-261	SCREW, MACHINE PAN HEAD	1
41	PAOZZ	96906	MS35333-39	WASHER, LOCK INTERNAL TOOTH	1
42	PAOZZ	96906	MS21919WDG6	LAMP, LOOP	1
43	PBOZZ	92878	HP2-4795	TUBE, FUEL	1
44	PAOZZ	96906	MS51819-3	ADAPTER, STRAIGHT, PI	3
45	XAOZZ	96906	MS51823-3	.NUT, TUBE COUPLING	3

SECTION II				TM9-4520-251-24P	
(1)	(2)	(3)	(4)	(5)	(6)
ITEM NO	SMR CODE	FSCM	PART NUMBER	DESCRIPTION AND USABLE ON CODE (UOC)	QTY
45	XAOZZ	96906	MS51823-3	.NUT,TUBE COUPLING	3
46	XAOZZ	96906	MS51825-3	.SLEEVE,CLINCH,TUBE	3
47	XAOZZ	96906	MS51819-33	.BODY,ADAPTER	3
48	PAOZZ	96906	MS51816-3	ADAPTER,STRAIGHT,PI	1
49	XAOZZ	96906	MS51823-3	.NUT,TUBE COUPLING	1
50	XAOZZ	96906	MS51825-3	.SLEEVE,CLINCH,TUBE	1
51	XAOZZ	96906	MS51816-23	.ADAPTER,STRAIGHT,PI	1
52	PAOZZ	96906	MS51846-9	NIPPLE,PIPE	1
53	PAOZZ	79470	3152X2	PLUG,PIPE HEXAGON HEAD	1
54	PAOZZ	19207	547002	TEE,PIPE	1
55	PAOZZ	93061	2205P-2	CROSS,PIPE 1/8 IN	1
56	PAOZZ	92878	1-HP2-4967	VALVE,CHECK	1
57	XAOZZ	17875	202VV	.VALVE,PUMP	2
58	XAOZZ	92878	HP2-4360	.BODY,VALVE,CHECK	2
59	PAOZZ	07334	A0563	ELBOW,PIPE STREET	1
60	PAOZZ	79470	3700X2	TEE,PIPE	2
61	PAOZZ	92878	1-HP2-4902	VALVE,CHECK	1
62	XAOZZ	92878	HP2-4904	.RETAINER,SPRING	1
63	XAOZZ	92878	HP2-4831-4	.SPRING	1
64	XAOZZ	92878	HP2-4905	.BALL 5/32 IN.DIA	1
65	XAOZZ	92878	HP2-4903	.BODY,BALL,CHECK	1
66	PAOZZ	96906	MS39158-3	ADAPTER,STRAIGHT,PI MALE	1
67	PAOZZ	96906	MS90725-3	SCREW,CAP,HEXAGON H	2
68	PAOZZ	96906	MS35338-44	WASHER,LOCK SPRING	2
69	XBOZZ	92878	HP2-4763	PLATE,BRACKET	1

END OF FIGURE

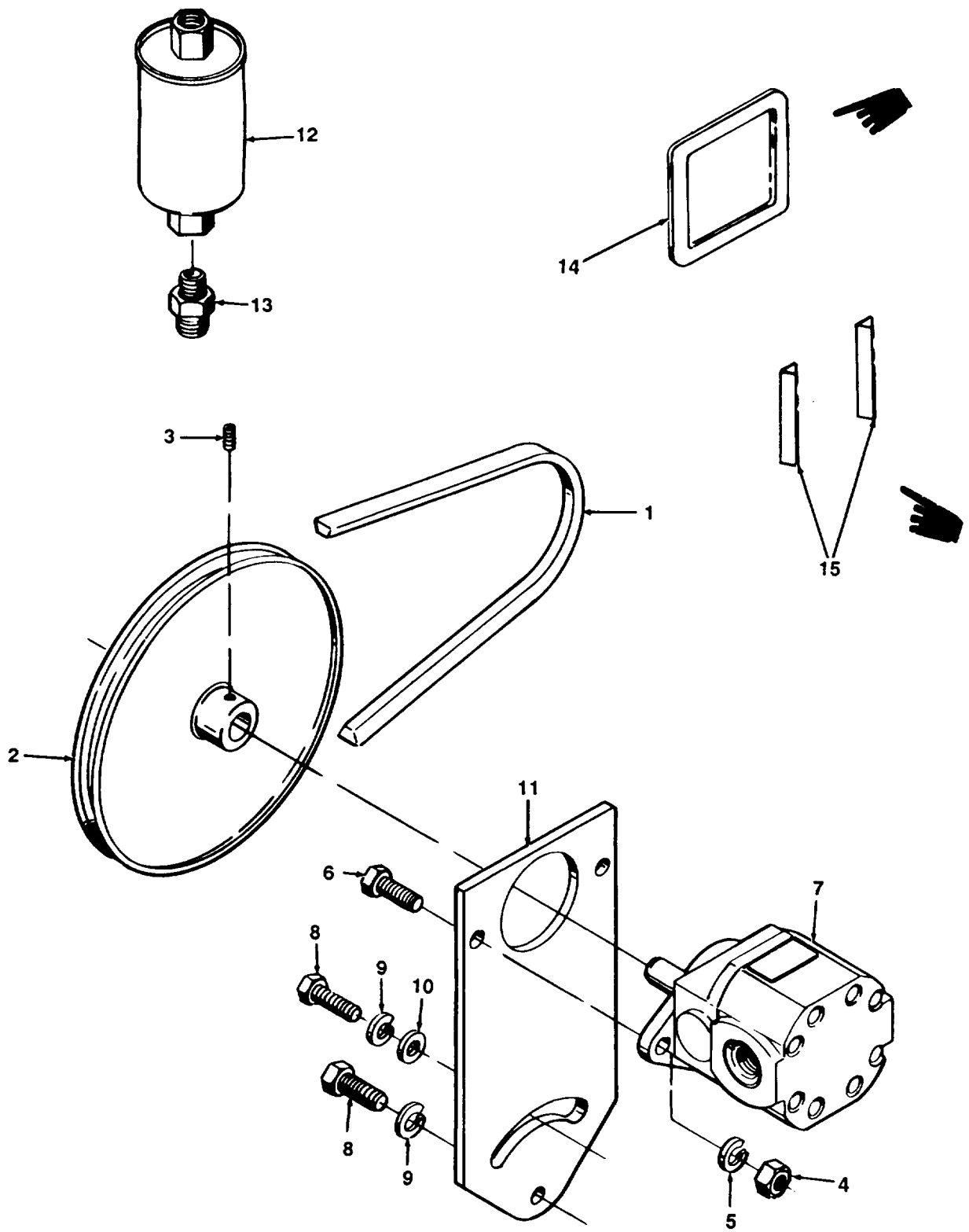


Figure 14. Fuel Pump and Fuel Filter

Change 1



SECTION II					
(1)	(2)	(3)	(4)	(5)	(6)
ITEM NO	SMR CODE	FSCM	PART NUMBER	DESCRIPTION AND USABLE ON CODE (UOC)	QTY
TM9-4520-251-24P					
GROUP 04 FUEL SYSTEM					
FIG. 14 FUEL PUMP AND FUEL FILTER					
1	PAOZZ	96906	MS51066-31	BELT,V DRIVE	1
2	XBOZZ	71176	AS64(TYPE 2)	PULLEY,FUEL PUMP	1
3	PAOZZ	96906	MS51021-69	SETSCREW,HEXAGON SOCKET,CUP POINT	1
4	PAOZZ	96906	MS51967-8	NUT,PLAIN,HEXAGON	2
5	PAOZZ	96906	MS35338-46	WASHER, LOCK SPRING	2
6	PAOZZ	96906	MS90728-62	SCREW, CAP, HEXAGON H	2
7	PAOFF	55683	1001279	PUMP, FUELD, CAMP ACTUA	1
8	PAOZZ	96906	MS18154-60	SCREW, CAP, HEXAGON H	2
9	PAOZZ	96906	MS35338-46	WASHER, LOCK SPRING	2
10	PAOZZ	96906	MS27183-14	WASHER, FLAT ROUND	1
11	XBOZZ	92878	HP2-4456	BRACKET, FUEL PUMP	1
12	PAOZZ	70040	GF-90 STYLE 82	FILTER, GASOLINE	1
13	PAOZZ	79470	3325X4X2	REDUCER, PIPE HEXAGON	1
14	XBFFF	55683	2120104	SEAL, OIL	1
15	XBFFF	55683	2230032	PIN, SHEAR	1
END OF FIGURE					

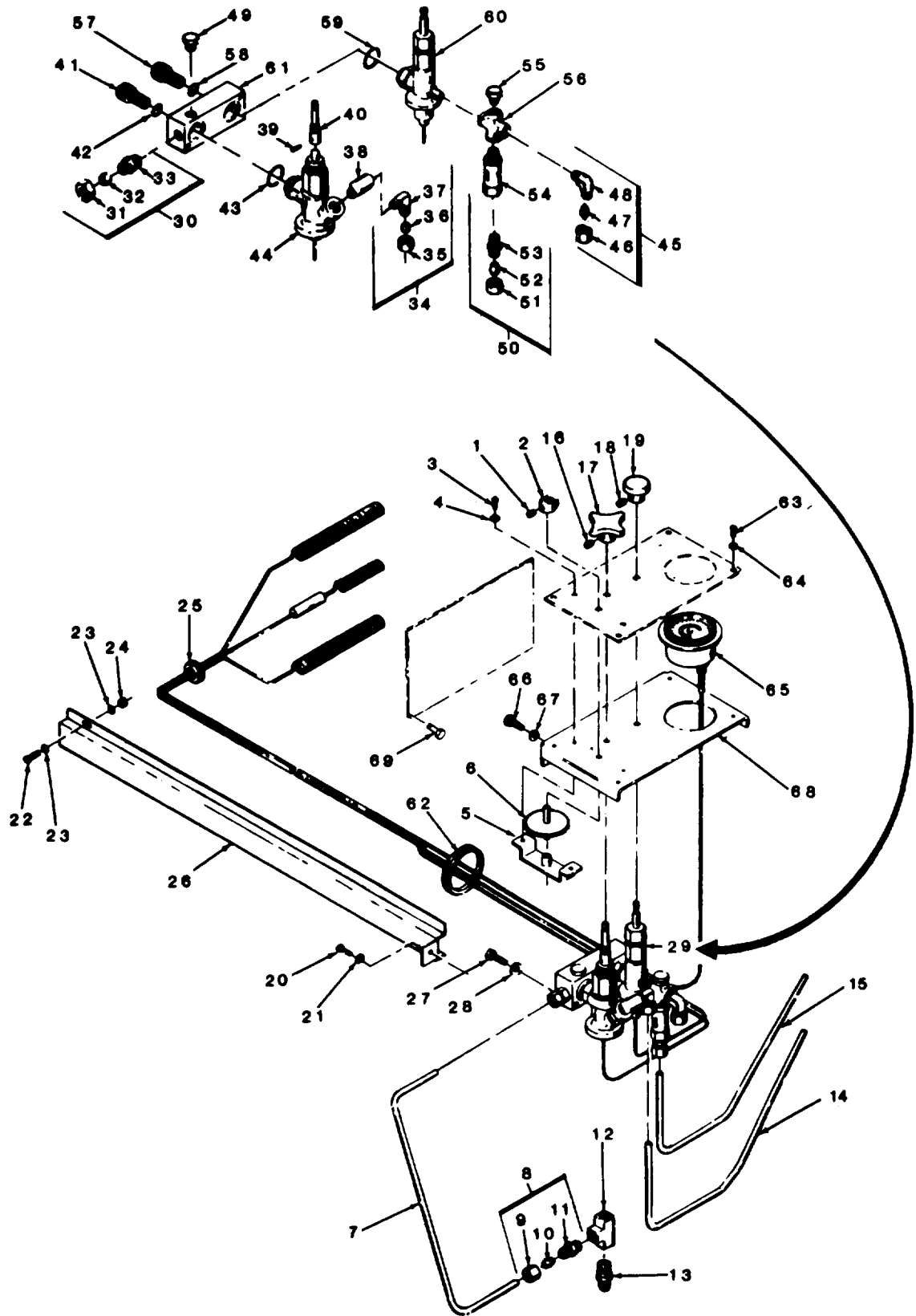


Figure 15. Controls and Instruments

SECTION II (1) ITEM NO	(2) SMR CODE	(3) FSCM	TM9-4520-251-24P (4) PART NUMBER	(5) DESCRIPTION AND USABLE ON CODE (UOC)	(6) QTY
GROUP 05 CONTROLS AND USABLE ON CODES					
FIG. 15 CONTROLS AND INSTRUMENTS					
1	PAOZZ	96906	MS51021-56	SETSCREW HEXAGON SOCKET, CUT POINT	1
2	XBOZZ	92878	8227068-03	KNOB, TEMPERATURE INDICATOR	1
3	PAOZZ	96906	MS35206-261	SCREW, MACHINE PAN HEAD	2
4	PAOZZ	96906	MS35333-39	WASHER, LOCK INTERNAL TOOTH	2
5	XBOZZ	81997	501L	BRACKET	1
6	XBOZZ	92878	8227242-10	GEAR, TEMP SELECTOR	1
7	XBOZZ	92878	HP2-4791	TUBE, FUEL	1
8	PAOZZ	96906	MS51819-5	ADAPTER, STRAIGHT PI	1
9	PAOZZ	96906	MS51823-5	.NUT, TUBE COUPLING	1
10	XAOZZ	96906	MS51825-5	.SLEEVE, CLINCH	1
11	XAOZZ	96906	MS51819-35	.BODY, ADAPTER	1
12	PAOZZ	79470	1/4NPT3700X4	TEE, PIPE STREET	1
13	PAOZZ	92878	HP2-4839	VALVE, CHECK	1
14	XBOZZ	92878	HP2-4797	TUBE, FUEL	1
15	XBOZZ	92878	HP2-4796	TUBE, FUEL	1
16	PAOZZ	96906	MS51021-56	SETSCREW HEXAGON SOCKET, CUP POINT	1
17	PAOZZ	92878	8227070-03	KNOB, SELECTOR VALVE	1
18	PAOZZ	96906	MS51021-56	SETSCREW HEXAGON SOCKET, CUP POINT	1
19	XBOZZ	92878	8227069-03	KNOB, BURNER CONTROL	1
20	PAOZZ	96906	MS35206-261	SCREW, MACHINE PAN HEAD	1
21	PAOZZ	96906	MS35333-39	WASHER, LOCK INTERNAL TOOTH	1
22	PAOZZ	96906	MS35206-263	SCREW, MACHINE PAN HEAD	2
23	PAOZZ	96906	MS27183-8	WASHER, FLAT ROUND	4
24	PAOZZ	96906	MS17829-3C	NUT, SELF-LOCKING, HE	2
25	PAOZZ	96906	MS35489-11	GROMMET, NONMETALLIC	1
26	XBOZZ	92878	HP2-4816	SHEILD, CAPILLARY	1
27	PAOZZ	96906	MS90728-8	SCREW, CAP, HEXAGON H	2
28	PAOZZ	96906	MS35338-44	WASHER, LOCK SPRING	2
29	PBOZZ	92878	1-HP2-4799	VALVE, REGULATING, ASSEMBLY	1
30	PAOZZ	96906	MS51819-3	.ADAPTER, STRAIGHT, PI ASSEMBLY	1
31	XAOZZ	96906	MS51823-3	.NUT, TUBE COUPLING	1
32	XAOZZ	96906	MS51825-3	..SLEEVE, CLINCH, TUBE	1
33	XAOZZ	96906	MS51819-3	..BODY, ADAPTER	1
34	PAOZZ	96906	MS51815-3	.ELBOW, PIPE TO TUBE ASSEMBLY	1
35	XAOZZ	96906	MS51823-3	..NUT, TUBE COUPLING	1
36	XAOZZ	96906	MS51825-3	..SLEEVE, CLINCH, TUBE	1
37	XAOZZ	96906	MS51815-33	..BODY, ADAPTER	1
38	PAOZZ	07334	A0563	.ELBOW, PIPE STREET	1
39	PAOZZ	96906	MS171496	.PIN, SPRING	1
40	XBOZZ	92878	8227086-01	.STEM, VALVE	1
41	XBOZZ	92878	8227204-01	.BOLT, FLUID PASSAGE	1
42	PAOZZ	96906	MS29513-112	.PACKING, PREFORMED	1
43	PAOZZ	96906	MS29513-016	.PACKING, PREFORMED	1
44	PAOZZ	92878	8227059	.VALVE, REGULATING, SELECTOR	1
45	PAOZZ	96906	MS51815-3	.ELBOW, PIPE TO TUBE ASSEMBLY	2
46	XAOZZ	96906	MS51823-3	..NUT, TUBE COUPLING	2
47	XAOZZ	96906	MS51825-3	..SLEEVE, CLINCH, TUBE	2
48	XAOZZ	96906	MS51815-33	..BODY, ADAPTER	2

SECTION II				TM9-4520-251-24P		
(1)	(2)	(3)	(4)	(5)		(6)
ITEM	SMR		PART			
NO	CODE	FSCM	NUMBER	DESCRIPTION AND USABLE ON CODE (UOC)		QTY
49	PAOZZ	79470	3152X2	.PLUG, PIPE		1
50	PAOZZ	96906	MS51819-3	.ADAPTER, STRAIGHT, PI ASSEMBLY		1
51	XAOZZ	96906	MS51823-3	..NUT, TUBE COUPLING		
52	XAOZZ	96906	MS51825-3	..SLEEVE, CLINCH, TUBE		
53	XAOZZ	96906	MS51819-33	..BODY, ADPATER		1
54	PAOZZ	92878	HP2-4826-2	.VALVE, CHECK		1
55	PAOZZ	79470	3152X2	.PLUG, PIPE		1
56	PAOZZ	93061	2205P-2	.CROSS, PIPE 1/8 IN		1
57	XBOZZ	92878	8227204-01	.BOLT, FLUID PASSAGE		1
58	PAOZZ	96906	MS29513-112	.PACKING, PREFORMED		1
59	PAOZZ	96906	MS29513-016	.PACKING, PREFORMED		1
60	PAOZZ	81997	502J	.VALVE, FUEL CONTROL		1
61	PBOZZ	92878	HP2-4437	.BLOCK, CONTROL, FUEL, VALVE	FUEL CONTROL	1
62	PAOZZ	96906	MS35489-14	GROMMET, NONMETALLIC		1
63	PAOZZ	96906	MS35206-261	SCREW, MACHINE PAN HEAD		4
64	PAOZZ	96906	MS35333-39	WASHER, LOCK INTERNAL TOOTH		4
65	PAOZZ	61349	BU-3360-H	GAGE TEMPERATURE DI		1
66	PAOZZ	96906	MS90725-3	SCREW, CAP, HEXAGON H		2
67	PAOZZ	96906	MS35338-44	WASHER, LOCK SPRING		2
68	XBOZZ	92878	2-HP2-4751	PLATE, CONTROL PANEL		1
69	PAOZZ	07707	AD43-BS	RIVET, BLIND POP		4

END OF FIGURE

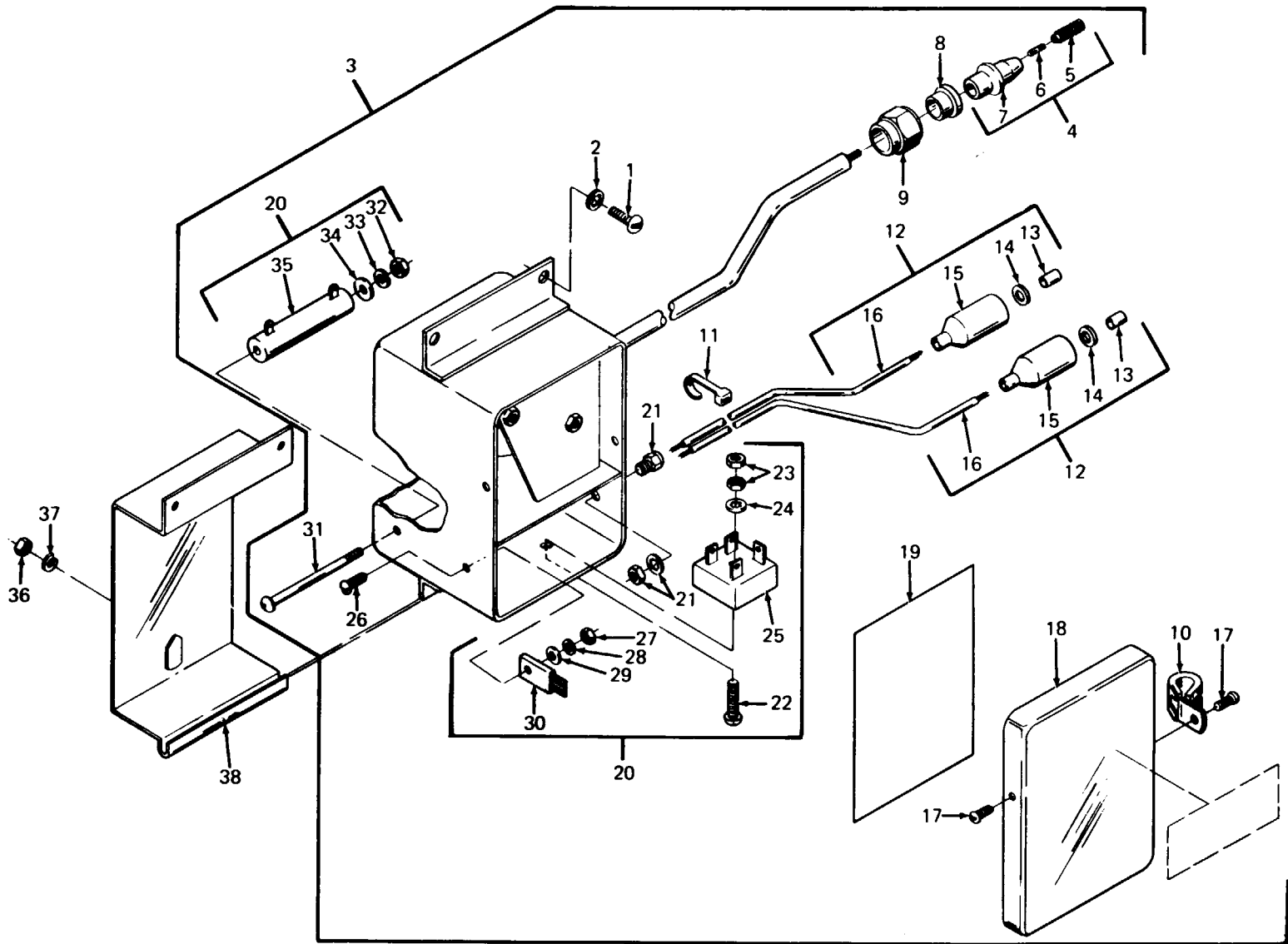


Figure 16. Ignition System

SECTION II (1) ITEM NO	(2) SMR CODE	(3) FSCM	TM9-4520-251-24P (4) PART NUMBER	(5) DESCRIPTION AND USABLE ON CODE (UOC)	(6) QTY
GROUP 06 IGNITION SYSTEM					
FIG. 16 IGNITION SYSTEM					
1	PAOZZ	96906	MS35206-261	SCREW,MACHINE PAN HEAD	2
2	PAOZZ	96906	MS35333-39	WASHER,LOCK INTERNAL TOOTH	2
3	PAOZH	97403	13229E4155	MODULATOR,IGNITION POINTS REQUIRE 12VDC	1
4	PAOZZ	81482	55419	.CONNECTOR	1
5	XAOZZ	92878	5028	..SPRING	1
6	XAOZZ	92878	7982	..STUD	1
7	XAOZZ	92878	51218	..CONNECTOR	1
8	XBOZZ	92878	168708	.FERRULE	1
9	XBOZZ	92878	168707	.NUT	1
10	PAOZZ	96906	MS21333-69	.CLAMP,LOOP	1
11	PAOZZ	59730	TY-23M	.STRAP,TIEDOWN,ELECT	1
12	XDOOO	92878	2-30007	.WIRE ASSEMBLY,ELECT	2
13	PAOZZ	96906	MS27148-2	..CONTACT,ELECTRICAL	2
14	PAOZZ	77060	5297055	..WASHER,SLOTTED	2
15	PAOZZ	96906	MS27142-2	..CONNECTOR,PLUG,ELEC	2
16	MOOZZ	81349	M13486/1-5	..WIRE,ELECTRICAL MAKE FROM WIRE, P/N M13486/1-5, 14 IN. REQUIRED	2
17	PAOZZ	96906	MS24629-35	.SCREW,TAPPING,THREA PAN HEAD	2
18	XBOZZ	92878	49358	.COVER	1
19	XBOZZ	92878	50896	.INSULATOR	1
20	XDOFF	92878	1-HP2-4787	.MODULATOR,IGNITION ELECTRICAL COMPONENTS	1
21	XAOZZ	33095	51-719-021	..FILTER,LOW PASS SUPPRESSION ASSEMBLY	2
22	XAOZZ	96906	MS35206-248	..SCREW,MACHINE PAN HEAD	1
23	XAOZZ	96906	MS35649-282	..NUT,PLAIN,HEXAGON	2
24	XAOZZ	96906	MS35333-38	..WASHER,LOCK INTERNAL TOOTH	1
25	XAOZZ	81343	250JB2L	..RECTIFIER,SEMICONDU	1
26	XAOZZ	96906	MS35206-228	..SCREW,MACHINE	2
27	XAOZZ	96906	MS35649-282	..NUT,PLAIN,HEXAGON	2
28	XAOZZ	96906	MS35333-37	..WASHER,LOCK INTERNAL TOOTH	2
29	XAOZZ	96906	MS27183-6	..WASHER,FLAT	2
30	XAOZZ	04713	MJE3055	..TRANSISTOR	2
31	XAOZZ	96906	MS35206-273	..SCREW,MACHINE PAN HEAD	1
32	XAOZZ	96906	MS35649-202	..NUT,PLAIN,HEXAGON	1
33	XAOZZ	96906	MS35338-43	..WASHER,LOCK	1
34	XAOZZ	92878	168576	..WASHER,FLAT	1
35	XAOZZ	44655	270-25	..RESISTOR,FIXED,COMP 2 OHM,25 WATT	1
36	PAOZZ	96906	MS51967-2	NUT,PLAIN,HEXAGON	2
37	PAOZZ	96906	MS35338-44	WASHER,LOCK SPRING	2
38	XBOZZ	92878	2-HP2-4802	BRACKET,IGNITION	1

END OF FIGURE

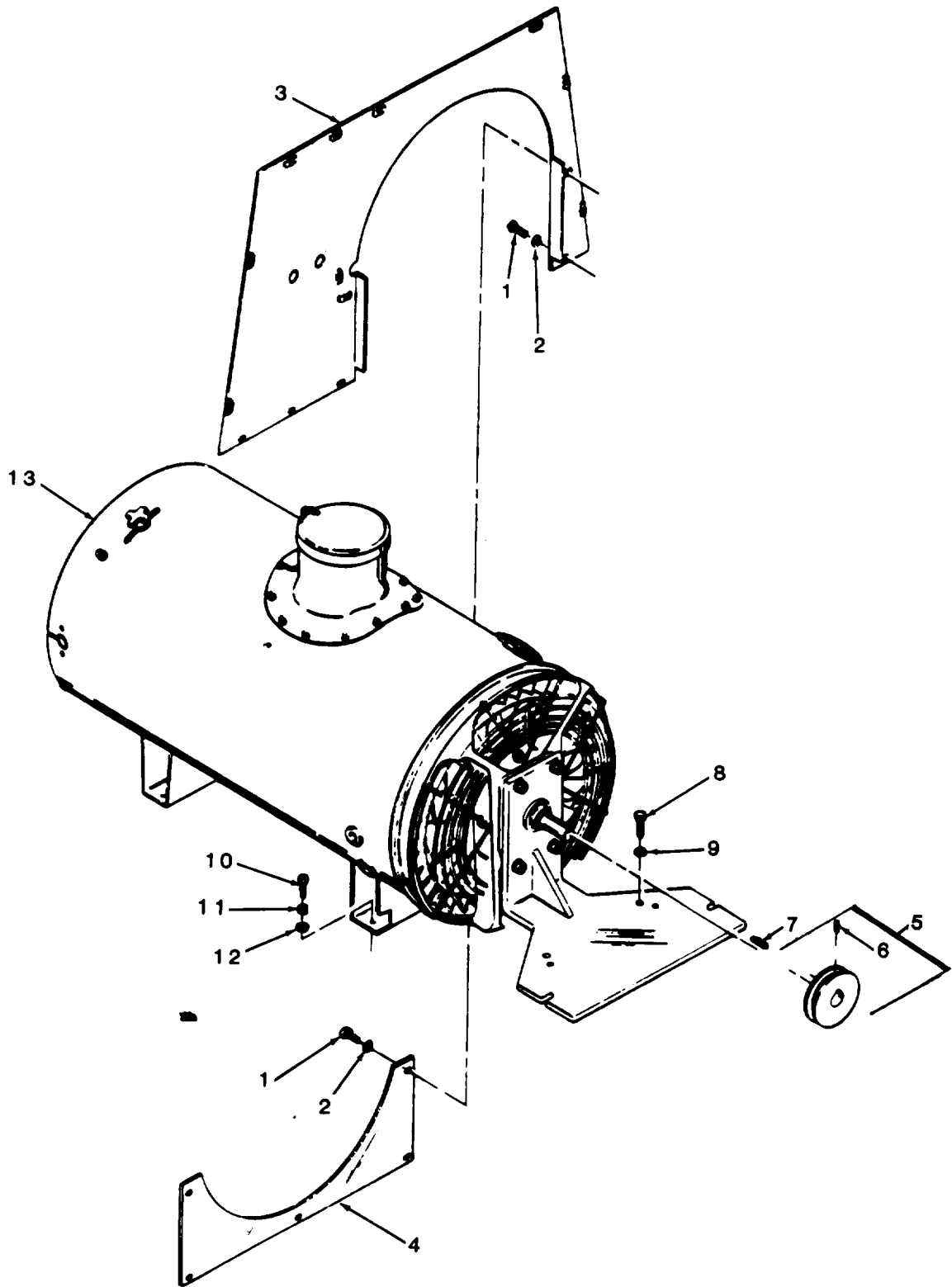


Figure 17. Air System

SECTION II (1)	ITEM (2)	SMR (3)	FSCM (4)	TM9-4520-251-24P PART NUMBER	(5)	DESCRIPTION AND USABLE ON CODE (UOC)	(6)
NO	CODE						QTY
						GROUP 07 AIR SYSTEM	
						FIG. 17 AIR SYSTEM	
1	PAOZZ	96906	MS90725-3			SCREW,CAP,HEXAGON H	6
2	PAOZZ	96906	MS35338-44			WASHER,LOCK SPRING	6
3	XBFFF	92878	2-HP2-4729			BULKHEAD	1
4	XBFFF	92878	HP2-4723			PLATE, COVER	1
5	XBOZZ	92878	HP2-4544			PULLEY, FAN	1
6	PAOZZ	96906	MS51021-57			.SETSCREW HEXAGON SOCKET, CUP POINT	1
7	PAOZZ	96906	MS2006-168			KEY,MACHINE	1
8	PAOZZ	96906	MS18154-60			SCREW, CAP, HEXAGON H	2
9	PAOZZ	96906	MS35338-46			WASHER, LOCK SPRING	2
10	PAOZZ	96906	MS90728-32			BOLT, MACHINE CAP, HEXAGON HEAD	4
11	PAOZZ	96906	MS35338-46			WASHER, LOCK SPRING	1
12	PAOZZ	96906	MS27183-14			WASHER, FLAT	4
13	XBFFF	92878	1-HP2-4436			GENERATOR ASSEMBLY	1
						SEE FIG. 18 FOR BREAKDOWN	
						END OF FIGURE	



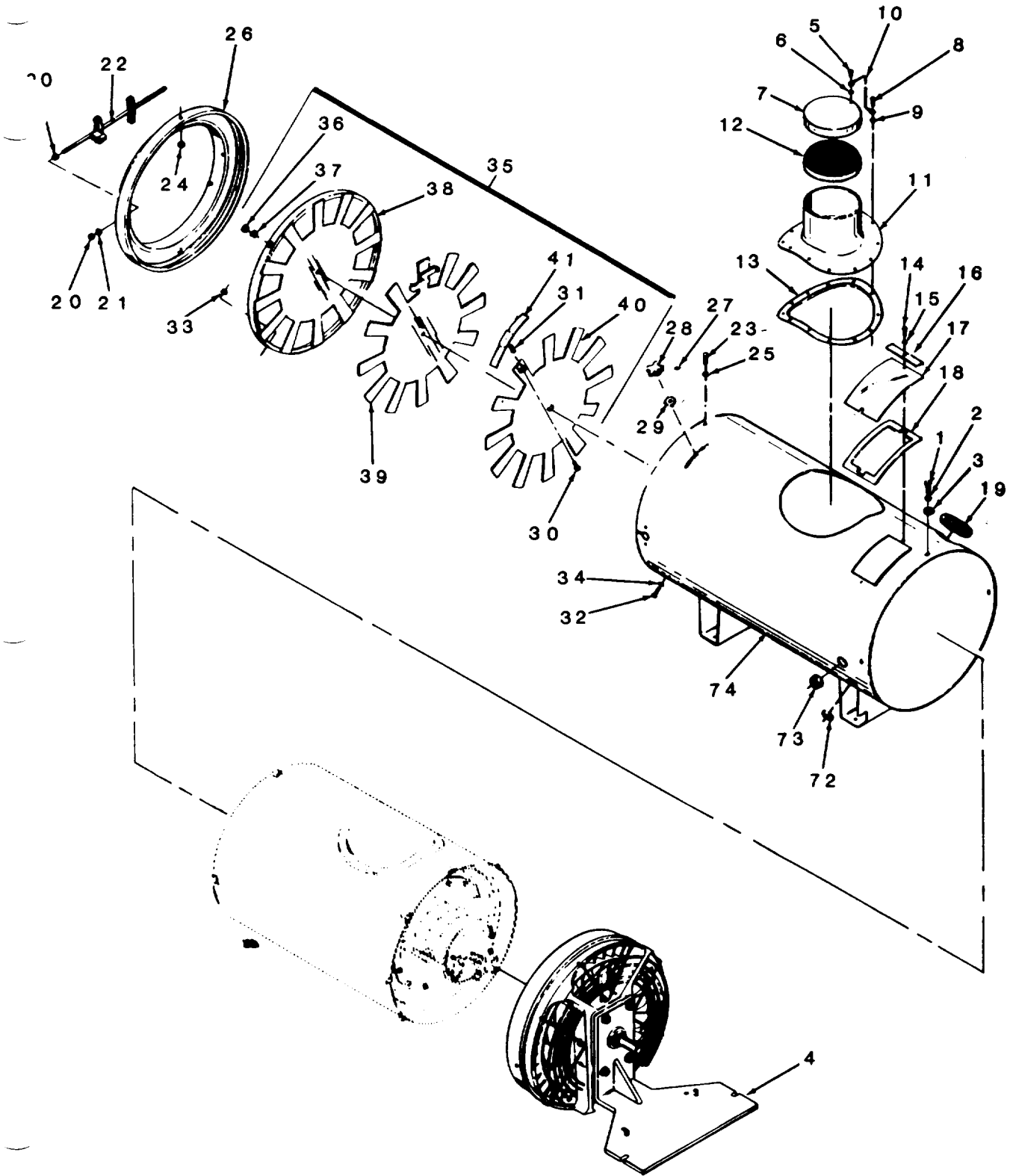


Figure 18. Heat Generator Assembly (Sheet 1 of 2)

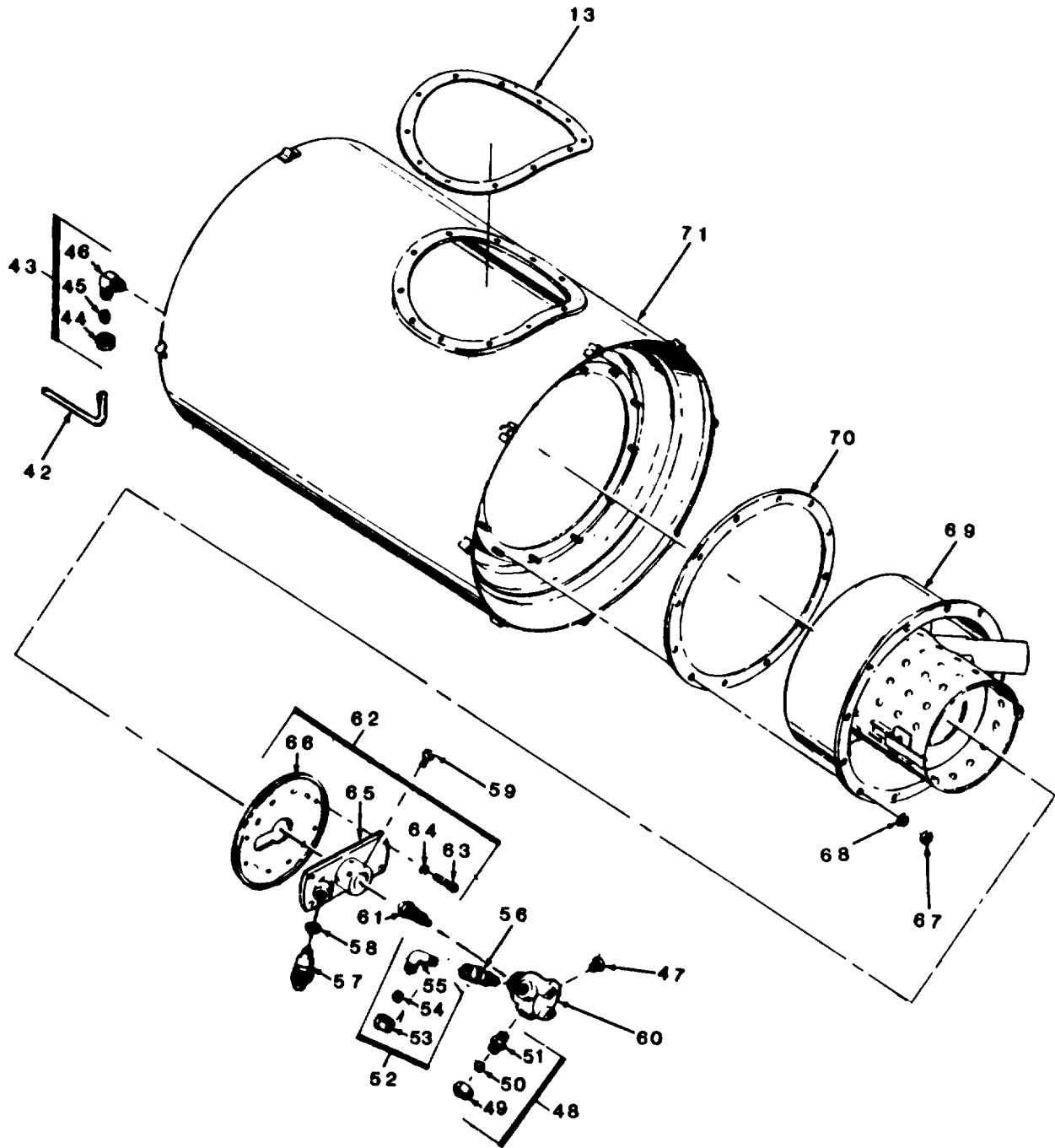


Figure 18. Heat Generator Assembly (Sheet 2 of 2)

SECTION II (1)	ITEM (2)	(3)	TM9-4520-251-24P (4)	(5)	(6)
NO	SMR CODE	FSCM	PART NUMBER	DESCRIPTION AND USABLE ON CODE (UOC)	QTY
GROUP 08 HEAT GENERATOR					
FIG. 18 HEAT GENERATOR ASSEMBLY					
1	PAOZZ	96906	MS90725-3	.SCREW,CAP,HEXAGON H	3
2	PAOZZ	96906	MS35338-44	.WASHER,LOCK SPRING	3
3	PAOZZ	96906	MS27183-10	.WASHER,FLAT	3
4	XBOOO	92878	1-HP2-4551	.FAN AND HUB ASSEMBLY SEE FIG. 19 FOR BREAKDOWN	1
5	PAOZZ	61957	AD42-BS	.RIVET,BLIND POP	1
6	PAOZZ	96906	MS27183-7	.WASHER,FLAT	1
7	XBOOO	92878	8227124-01	.COVER,EXHAUST	1
8	PAOZZ	96906	MS35206-265	.SCREW,MACHINE PAN HEAD	12
9	PAOZZ	96906	MS27183-8	.WASHER,FLAT	12
10	PAOZZ	84256	L8T6	.WIRE ROPE ASSEMBLY	1
11	XBOZZ	92878	8227122-10	.STACK,EXHAUST, GENERATOR	1
12	XBOZZ	92878	8227123-10	.ARRESTOR,SPARK	1
13	XBOZZ	92878	8227121-01	.GASKET STACK	2
14	PAOZZ	96906	MS35206-263	.SCREW,MACHINE PAN HEAD	2
15	PAOZZ	96906	MS35333-39	.WASHER,LOCK INTERNAL TOOTH	2
16	PBOZZ	92878	HP2-4720	.CLAMP,INSPECTION PA PORT	2
17	XBOZZ	92878	HP2-4722	.COVER,INSPECCTION PORT	1
18	XBOZZ	92878	HP2-4721	.GASKET,INSPECTION PORT COVER	1
19	XBOZZ	92878	8227127-01	.GROMMET	1
20	PAOZZ	96906	MS35649-202	.NUT,PLAIN,HEXAGON	4
21	PAOZZ	96906	MS27183-7	.WASHER,FLAT	2
22	XBOOO	92878	8227132-10	.SUPPORT ASSEMBLY, BULB	1
23	PAOZZ	96906	MS35206-263	.SCREW,MACHINE PAN HEAD	3
24	PAOZZ	96906	MS17829-3C	.NUT,SELF-LOCKING,HE	3
25	PAOZZ	96906	MS27183-8	.WASHER,FLAT	6
26	XBOZZ	92878	8227040-10	.ADAPTER,DUCT	1
27	PAOZZ	96906	MS51021-56	.SETSCREW HEXAGON SOCKET,CUP POINT	1
28	PAOZZ	92878	8227070-03	.KNOB,SELECTOR VALVE	1
29	PAOZZ	96906	MS35333-40	.WASHER,LOCK INTERNAL TOOTH	1
30	XBOZZ	96906	MS35206-285	.SCREW,MACHINE	1
31	XBOZZ	92878	47171	.SPRING,HELICAL,COMP	1
32	PAOZZ	96906	MS35206-263	.SCREW,MACHINE PAN HEAD	4
33	PAOZZ	96906	MS17829-3C	.NUT,SELF-LOCKING,HE	4
34	PAOZZ	96906	MS27183-8	.WASHER,FLAT	4
35	XBOOO	92878	1-HP2-4541	.SHUTTER ASSEMBLY	1
36	PAOZZ	21450	131245	..NUT,SELF-LOCKING,HE	1
37	PAOZZ	88044	AN970-4	..WASHER,FLAT	1
38	XBOOO	92878	2-HP2-4529	..SHIELD,RADIATION	1
39	XBOOO	92878	2-HP2-4531	..DAMPER STOP	1
40	XBOOO	92878	2-HP2-4530	..DAMPER	1
41	XBOZZ	92878	HP2-4542	.PLATE,SEAL	1
42	XBOOO	92878	HP2-4569	.TUBE,DRAIN	1
43	PAOZZ	96906	MS51815-3	.ELBOW,PIPE TO TUBE ASSEMBLY	1
44	XAOZZ	96906	MS51823-3	..NUT,TUBE COUPLING	1
45	XAOZZ	96906	MS51825-3	..SLEEVE,CLINCH,TUBE	1
46	XAOZZ	96906	MS51815-33	..BODY,ADAPTER	1
47	PAOZZ	79470	3152X2	.PLUG,PIPE HEXAGON HEAD	1

SECTION II				TM9-4520-251-24P		
(1)	(2)	(3)	(4)	(5)	(6)	
ITEM NO	SMR CODE	FSCM	PART NUMBER	DESCRIPTION AND USABLE ON CODE (UOC)	QTY	
48	PAOZZ	96906	MS51819-3	.ADAPTER,STRAIGHT,PI ASSEMBLY	1	
49	XAOZZ	96906	MS51823-3	..NUT,TUBE COUPLING	1	
50	XAOZZ	96906	MS51825-3	..SLEEVE, CLINCH, TUBE	1	
51	XAOZZ	96906	MS51819-33	..BODY,ADAPTER	1	
52	PAOZZ	96906	MS51815-3	.ELBOW,PIPE TO TUBE ASSEMBLY	1	
53	XAOZZ	96906	MS51823-3	..NUT, TUBE COUPLING	1	
54	XAOZZ	96906	MS51825-3	..SLEEVE,CLINCH,TUBE	1	
55	XAOZZ	96906	MS51815-33	..BODY,ELBOW ADAPTER	1	
56	PAOZZ	91816	P-356	.VALVE,CHECK	1	
57	PAOZZ	92878	2-168681	.IGNITER, SPART, FUEL ASSEMBLY INCLUDES GASKET	1	
58	PAOZZ	11583	N-673	..GASKET 14 MM	1	
59	PAOZZ	96906	MS21316-24	.THUMBSCREW POINT	2	
60	XDOZZ	92878	8227098-05	.HOLDER, NOZZLE	1	
61	PAOZZ	71895	28930-2	.NOZZLE, OIL BURNER, P	1	
62	XBOZZ	92878	1-HP2-4740	.ADAPTER ASSEMBLY,NOZZLE	1	
63	XBOZZ	92878	7521	..SCREW,CAP	4	
64	XBOZZ	96906	MS35333-39	..WASHER,LOCK INTERNAL TOOTH	4	
65	XBOZZ	92878	2-HP2-4736	..ADAPTER, NOZZLE	1	
66	XBOZZ	92878	2-HP2-4739	..PLATE,MOUNTNG	1	
67	XBOZZ	92878	49114	.NUT, HEXAGON	12	
68	XBOZZ	96906	MS27183-10	.WASHER,FLAT	12	
69	XBOZZ	92878	2-HP2-4438	.COMBUSTOR ASSEMBLY	1	
70	XBOZZ	92878	HP2-4564	.GASKET,COMBUSTOR	1	
71	XBFFF	92878	2-HP2-4429	.EXCHANGER ASEMBLY, HEAT	1	
72	XDOZZ	96906	MS35489-47	.GROMMET,NONMETALLIC	2	
73	PAOZZ	96906	MS35489-15	.GROMMET,NONMETALLIC	1	
74	XBFFF	92878	2-HP2-4430	.CASE,HEAT EXCHANGER	1	

END OF FIGURE

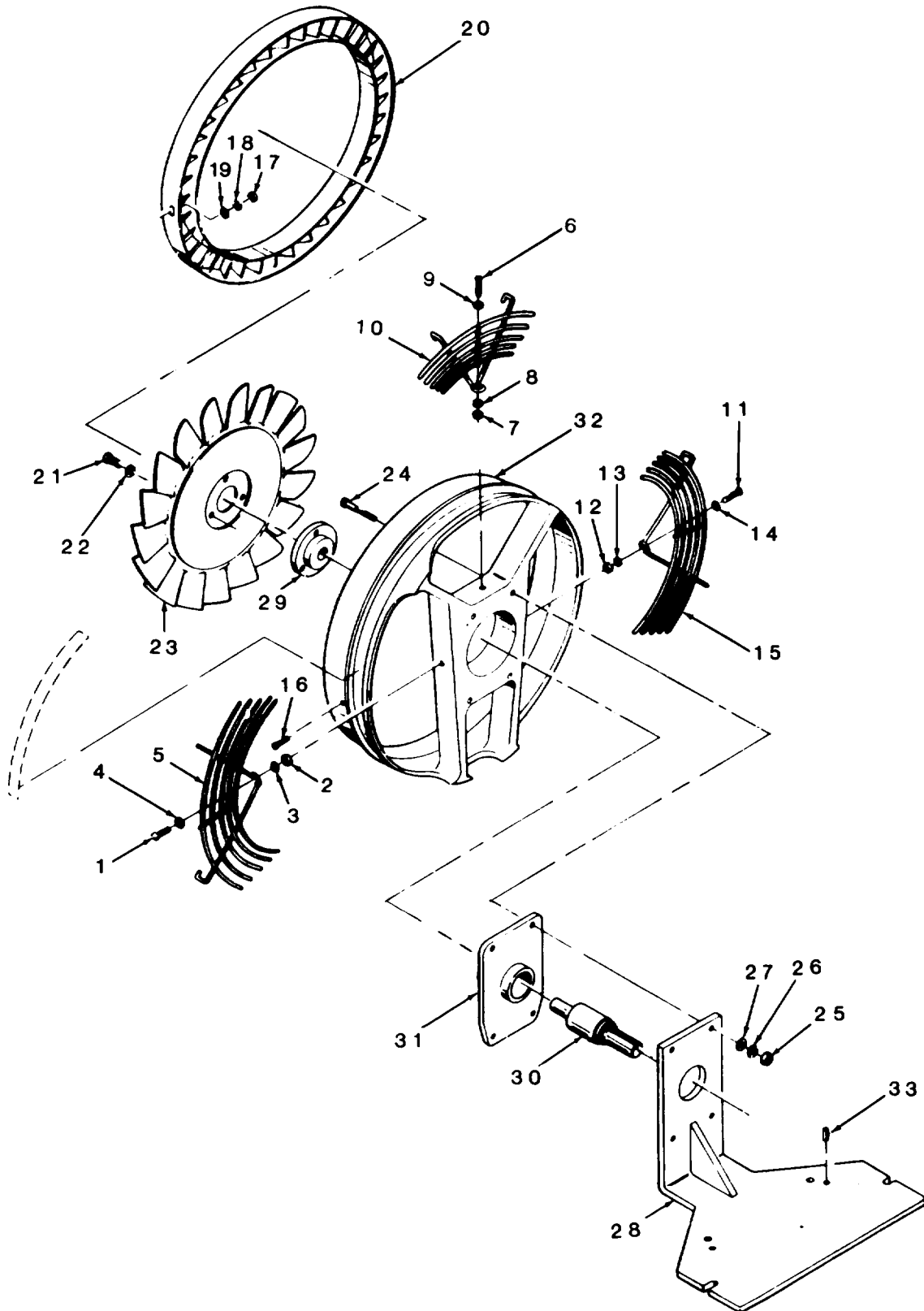


Figure 19. Fan and Hub Assembly

SECTION II (1)	ITEM (2)	(3)	TM9-4520-251-24P (4)	(5)	(6)
NO	SMR CODE	FSCM	PART NUMBER	DESCRIPTION AND USABLE ON CODE (UOC)	QTY
GROUP 08 HEAT GENERATOR					
FIG. 19 FAN AND HUB ASSEMBLY					
1	PAOZZ	96906	MS35206-285	.SCREW,MACHINE PAN HEAD	1
2	PAOZZ	96906	MS35649-2252	.NUT,PLAIN,HEXAGON	1
3	PAOZZ	96906	MS35338-44	.WASHER,LOCK SPRING	1
4	PAOZZ	96906	MS27183-10	.WASHER,FLAT	1
5	XBOOO	92878	2-HP2-4688-2	.GUARD,FAN,SIDE	1
6	PAOZZ	96906	MS35206-283	.SCREW,MACHINE PAN HEAD	1
7	PAOZZ	96906	MS35649-2252	.NUT,PLAIN,HEXAGON	1
8	PAOZZ	96906	MS35338-44	.WASHER,LOCK SPRING	1
9	PAOZZ	96906	MS27183-10	...WASHER,FLAT	1
10	XBOOO	92878	2-HP2-4689	.GUARD,FAN,TOP	1
11	PAOZZ	96906	MS35206-285	.SCREW,MACHINE PAN HEAD	1
12	PAOZZ	96906	MS35649-2252	.NUT,PLAIN,HEXAGON	1
13	PAOZZ	96906	MS35338-44	.WASHER,LOCK SPRING	1
14	PAOZZ	96906	MS27183-10	.WASHER,FLAT	1
15	XBOOO	92878	2-HP2-4688-1	.GUARD,FAN,SIDE	1
16	PAOZZ	96906	MS35190-254	.SCREW,MACHINE	2
17	PAOZZ	96906	MS21045-08	.NUT,SELF-LOCKING,HE	2
18	PAOZZ	96906	MS27183-7	.WASHER,FLAT	2
19	PAOZZ	96906	MS27183-8	..WASHER,FLAT	2
20	XBOOO	92878	8227091-10	.VANE ASSEMBLY,AIR STRAIGHTENING	1
21	PAOZZ	96906	MS90725-3	.SCREW,CAP,HEXAGON H	3
22	PAOZZ	96906	MS35338-44	.WASHER,LOCK SPRING	3
23	XBOOO	92878	8227092-10	.FAN ASSEMBLY, VANEAXIAL	1
24	PAOZZ	96906	MS16997-84	.SCREW,CAP, SOCKET HE	4
25	PAOZZ	96906	MS35649-2312	.NUT,PLAIN,HEXAGON	4
26	XDOZZ	96906	MS35338-45	.WASHER,LOCK SPRING	4
27	PAOZZ	96906	MS27183-12	.WASHER,FLAT	4
28	XBOOO	92878	2-HP2-4518	.BRACKET,ALIGNMENT	1
29	XBFZZ	92878	8227093-01	.HUB, FAN	1
30	PAOZZ	92878	HP2-4415	.BEARING,SLEEVE FAN	1
31	XBOZZ	92878	HP2-4184	.SUPPORT,BEARING,FAN	1
32	XBOZZ	92878	8227072-03	.RING,FAN	1
33	PAOZZ	96906	MS16562-266	.PIN,SPRING	2

END OF FIGURE

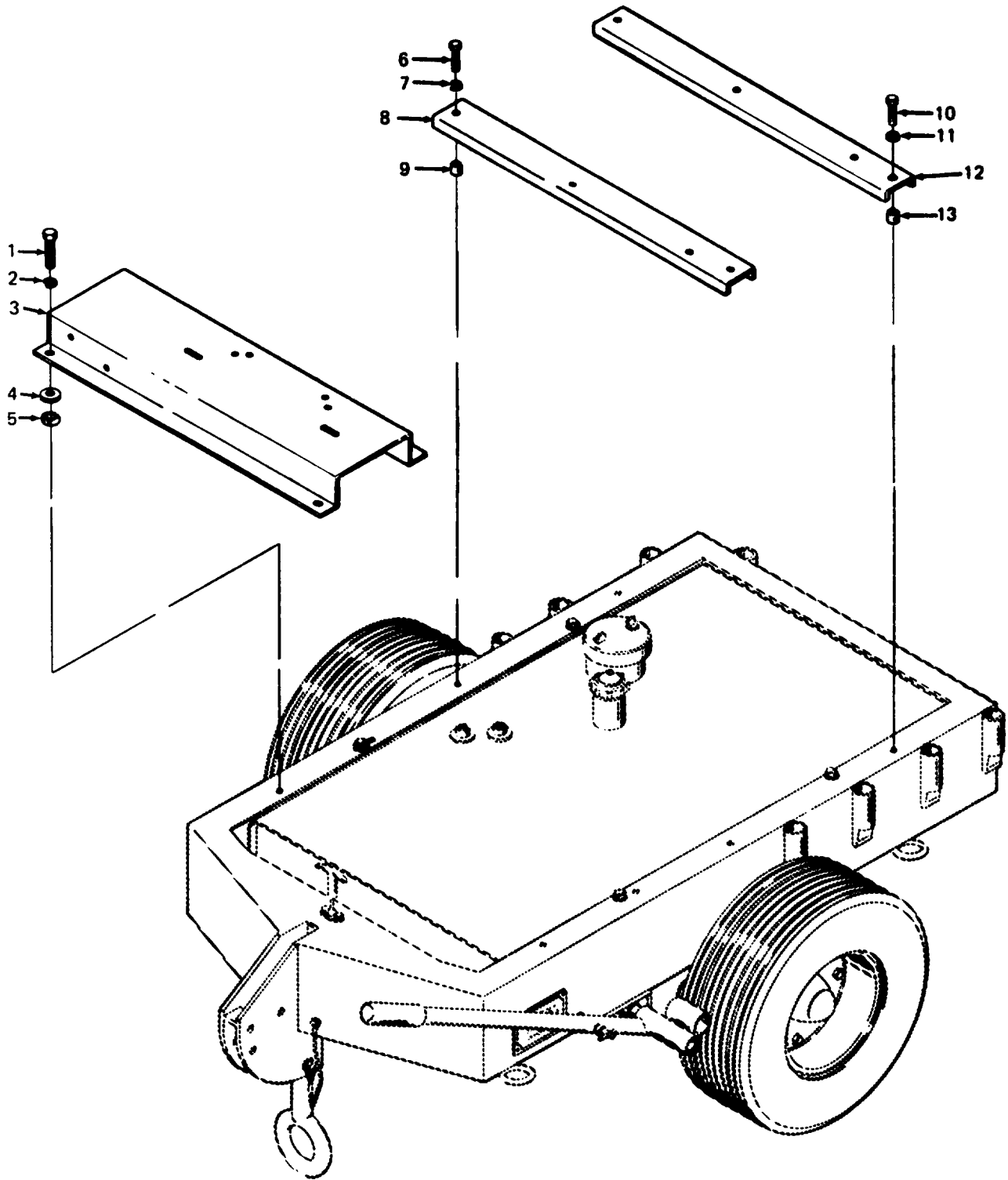




Figure 20. Supports

SECTION II				TM9-4520-251-24P	
(1)	(2)	(3)	(4)	(5)	(6)
ITEM NO	SMR CODE	FSCM	PART NUMBER	DESCRIPTION AND USABLE ON CODE (UOC)	QTY
GROUP 09 SUPPORTS AND DATA PLATES					
FIG. 20 SUPPORTS					
1	PAOZZ	96906	MS18154-60	SCREW,CAP,HEXAGON H	4
2	PAOZZ	96906	MS35338-46	WASHER,LOCK SPRING	4
3	XBFFF	92878	2-HP2-4417	CHANNEL ASSEMBLY, ENGINE MOUNT	1
4	PAOZZ	92878	HP2-4725	WASHER,CUP	4
5	PAOZZ	92878	HP2-4724	PACKING,PREFORMED	4
6	PAOZZ	96906	MS90728-64	SCREW,CAP,HEXAGON H	2
7	PAOZZ	96906	MS35338-46	WASHER,LOCK SPRING	2
8	XBFFF	92878	2-HP2-4756	SUPPORT ASSEMBLY, HEAT EXCHANGER	1
9	XBOZZ	51506	794-S-1/2-8-HW	SPACER	2
10	PAOZZ	96906	MS90728-64	SCREW,CAP,HEXAGON H	2
11	PAOZZ	96906	MS35338-46	WASHER,LOCK SPRING	2
12	XBFFF	92878	2-HP2-4757	SUPPORT ASSEMBLY, HEAT EXCHANGER	1
13	XBOZZ	51506	794-S-1/2-8-HW	SPACER	2
END OF FIGURE					







1



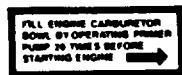
2



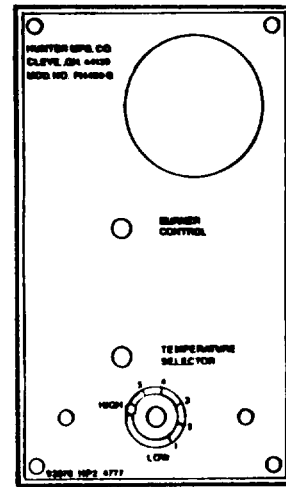
3



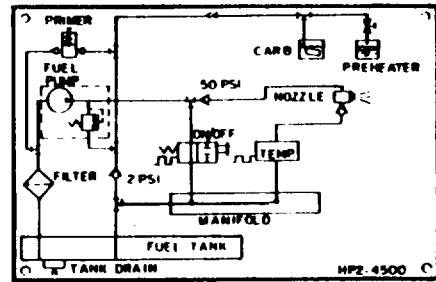
4



5




6



7




8



9



10



11



12

Figure 21. Information Plates

SECTION II					
(1)	(2)	(3)	(4)	(5)	(6)
ITEM NO	SMR CODE	FSCM	PART NUMBER	DESCRIPTION AND USABLE ON CODE (UOC)	QTY
TM9-4520-251-24P					
GROUP 09 SUPPORTS AND DATA PLATES					
FIG. 21 INFORMATION PLATES					
1	XBOZZ	98752	8227018-01	PLATE,WARNING	1
2	XBOZZ	92878	HP2-4528	PLATE,INSTRUCTION	1
3	XBOZZ	92878	HP2-4868	LABEL,POWERPLANT	1
4	XBOZZ	92878	HP2-4604	LABEL,PUMP,PRIMER	1
5	XBOZZ	92878	HP2-4800	LABEL,INSTRUCTION, PRIMER PUMP	1
6	XBOZZ	92878	HP2-4777	PLATE,CONTROL PANEL	1
7	XBOZZ	92878	HP2-4500	PLATE,INFORMATION, FUEL	1
8	XBOZZ	98752	8227025-01	LABEL,ROTATION	1
9	XBOZZ	92878	HP2-4798	LABEL,IGNITION	1
10	PAOZZ	92878	HP2-4892	LABEL REFUELING	1
11	XBOZZ	92878	168459	PLATE, IDENTIFICATION	1
12	PAOZZ	98752	8227024-01	LABEL	1

END OF FIGURE

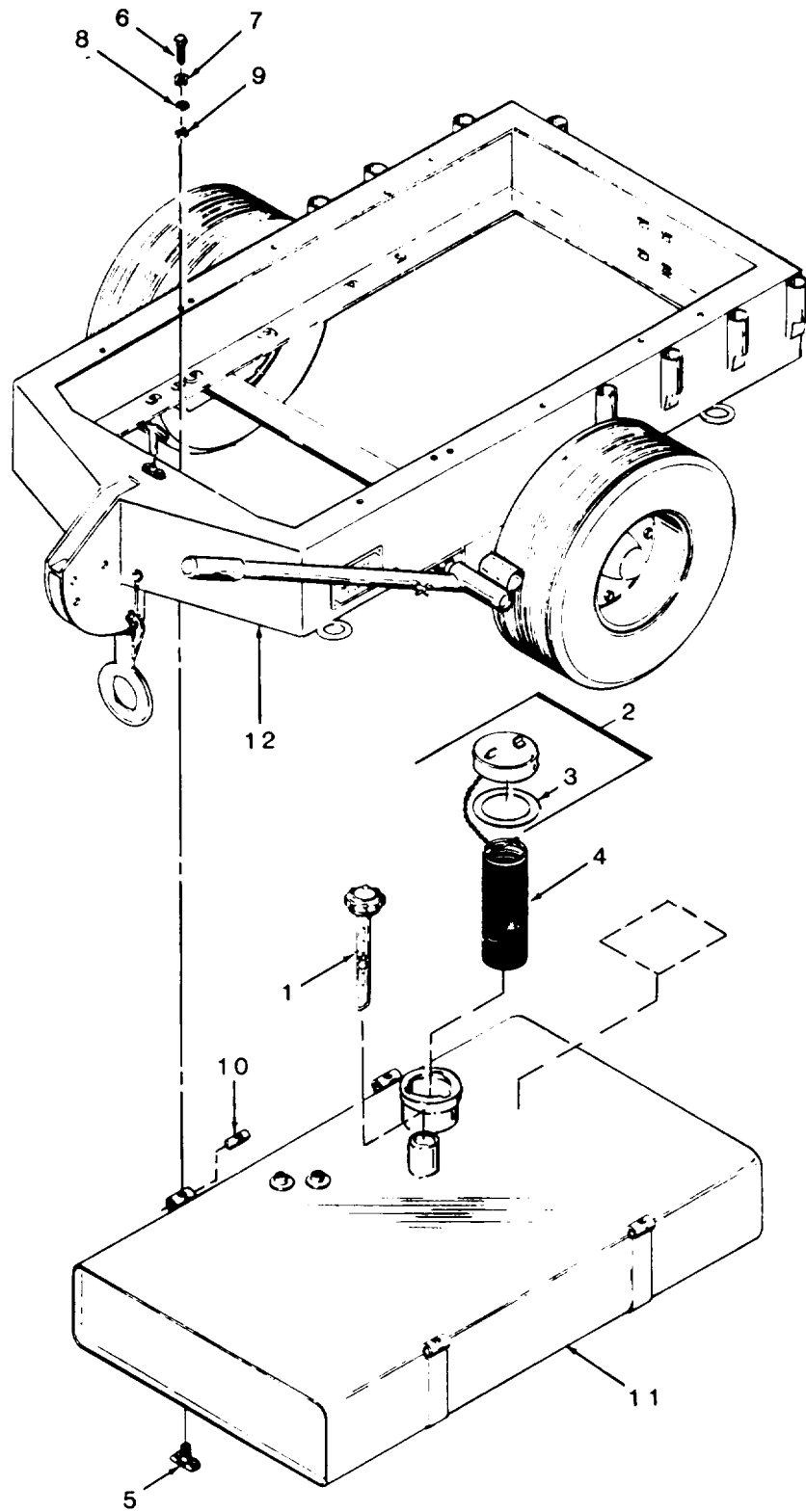


Figure 22. Fuel Tank

SECTION II				TM9-4520-251-24P	
(1)	(2)	(3)	(4)	(5)	(6)
ITEM NO	SMR CODE	FSCM	PART NUMBER	DESCRIPTION AND USABLE ON CODE (UOC)	QTY
GROUP 10 FUEL TANK					
FIG. 22 FUEL TANK					
1	PAOZZ	23224	50200A-9 3/4	INDICATOR, LIQUID QU	1
2	PAOZZ	96906	MS35645-1	CAP, FILLER OPENING TANK, W/CHAIN, HOOK & GASKET	1
3	PAOZZ	96906	MS35643-1	.GASKET CAP	1
4	XBOZZ	92878	2-HP2-4605	STRAINER, FUEL TANK	1
5	PAOZZ	96906	MS35782-1	COCK, DRAIN	1
6	PAOZZ	96906	MS18154-60	SCREW, CAP, HEXAGON H	4
7	PAOZZ	96906	MS35338-46	WASHER, LOCK SPRING	4
8	PAOZZ	96906	MS27183-4	WASHER, FLAT	4
9	XBOZZ	70485	3708	GROMMET	4
10	XDOZF	92878	8227219-01	NUT, PLAIN, BARREL	4
11	XBFHH	92878	2-HP2-4781-10	TANK, FUEL	1
12	XBHHH	92878	1-HP2-4553	..RUNNING GEAR ASSEMBLY SEE FIG. 23 FOR BREAKDOWN	1
END OF FIGURE					

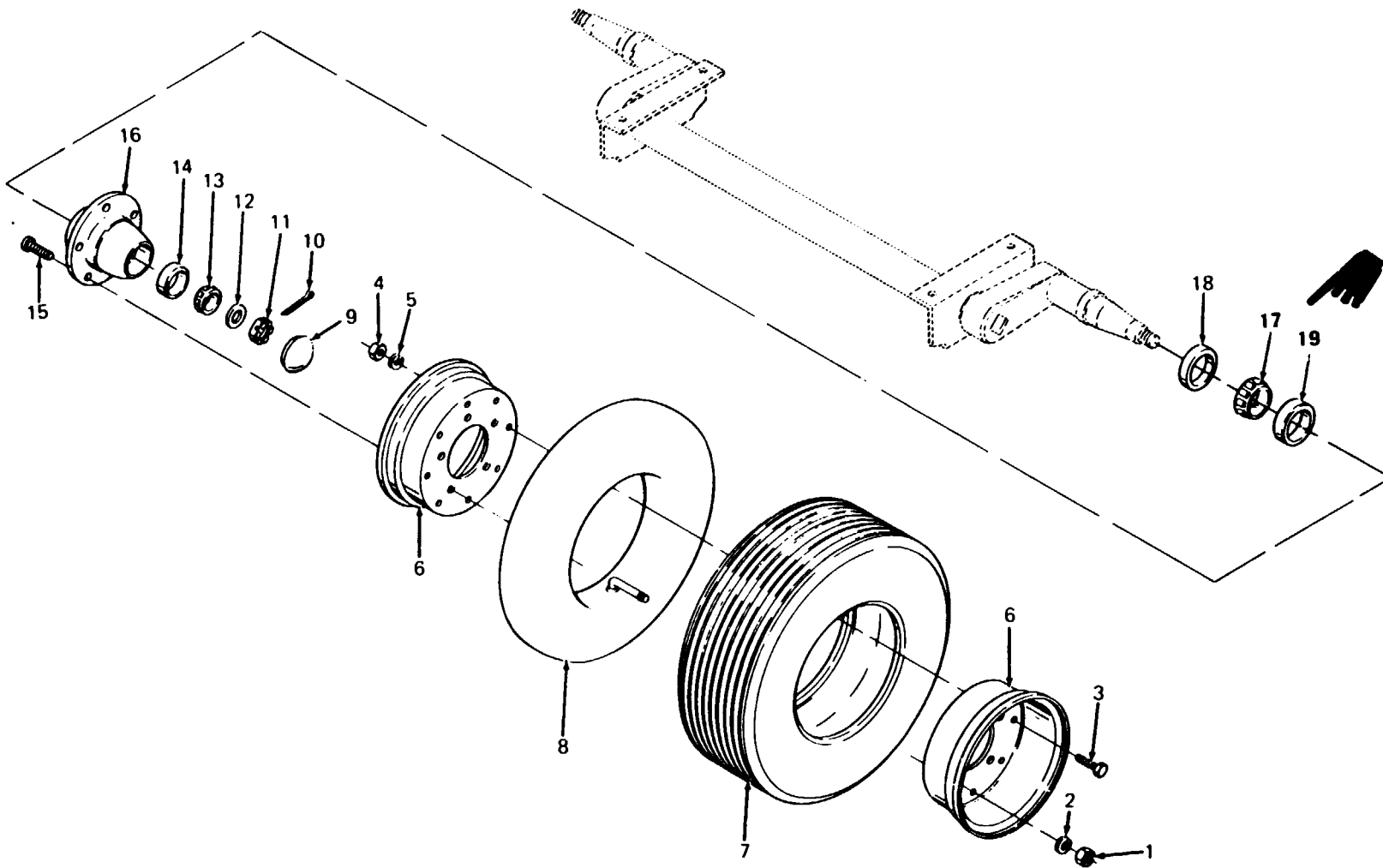


Figure 23. Wheels, Tires and Tubes, Wheel Hubs, and Bearings Change 1

SECTION II (1)	ITEM (2)	SMR (3)	TM9-4520-251-24P (4)	(5)	(6)
NO	CODE	FSCM	PART NUMBER	DESCRIPTION AND USABLE ON CODE (UOC)	QTY
GROUP 11 TRAILER ASSEMBLY					
FIG.23 WHEEL,TIRES AND TUBES, WHEEL HUBS AND BEARINGS					
1	PAOZZ	96906	MS51968-14	.NUT,PLAIN,HEXAGON	5
2	PAOZZ	88044	AN935-816	.WASHER,LOCK	5
3	PAOZZ	96906	MS18154-60	.SCREW,CAP,HEXAGON H	8
4	PAOZZ	96906	MS35649-2382	.NUT,PLAIN,HEXAGON	8
5	PAOZZ	96906	MS35338-46	.WASHER,LOCK SPRING	8
6	PAOZZ	96906	MS24325-1	.WHEEL,PNEUMATIC TIR	2
7	PAOZF	81348	ZZ-T-410A/GPI/6. 00/6.90-9/C/PLRB	.TIRE,PNEUMATIC	2
8	PAOZO	73808	6-00X9	.INNER TUBE,PNEUMATI	2
9	PAOZZ	02582	9-10-C-102	.CAP,GREASE	2
10	PAOZZ	96906	MS24665-394	.PIN,COTTER	2
11	PAOZZ	99024	16-5686	.NUT,PLAIN,SLOTTED,H	2
12	PAOZZ	62589	4831-12	.WASHER,KEY	2
13	PAOZZ	60038	15123	.CONE AND ROLLERS, TA OUTER	2
14	PAOZZ	60038	15245	.CUP,TAPERED ROLLER BEARING,OUTER	2
15	PAOZZ	99024	16-5994	.STUD	10
16	PAOZZ	96906	MS24328-2	.HUB,WHEEL	2
17	PAOZZ	60038	24780	.CONE AND ROLLERS,TA INNER BEARING	2
18	PAOZZ	99024	16-6200	.SEAL,GREASE	2
19	PAOZZ	60038	24720	.CUP,TAPERED ROLLER BEARING,INNER	2

END OF FIGURE

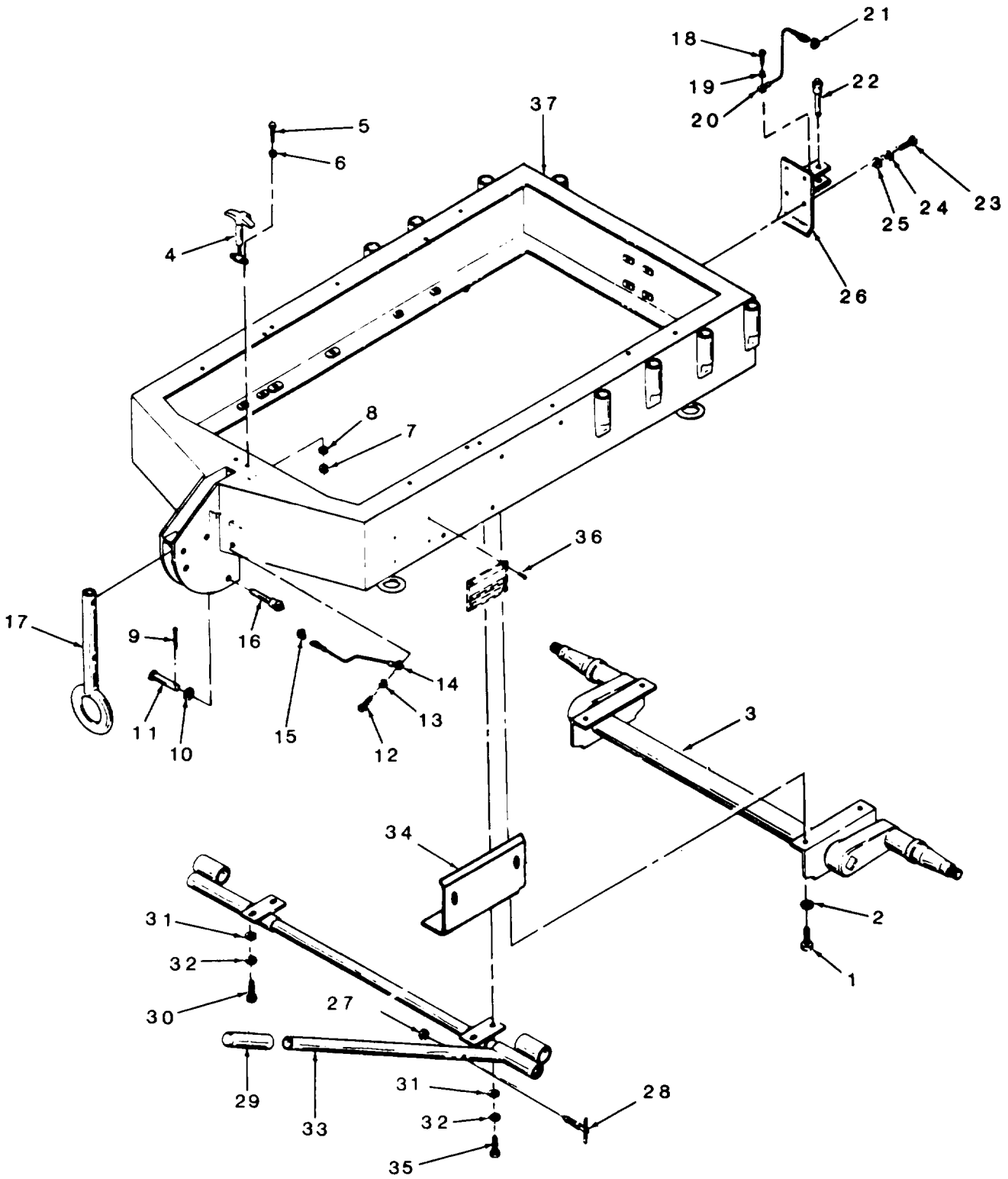


Figure 24. Axle, Brakes, and Frame

SECTION II (1) ITEM NO	(2) SMR CODE	(3) FSCM	TM9-4520-251-24P (4) PART NUMBER	(5) DESCRIPTION AND USABLE ON CODE (UOC)	(6) QTY
GROUP 11 TRAILER ASSEMBLY					
FIG. 24 AXLE, BRAKES AND FRAME					
1	PAOZZ	96906	MS90725-109	.SCREW,CAP,HEXAGON H	4
2	PAOZZ	96906	MS27183-19	.WASHER,FLAT	4
3	XBFZZ	92878	HP2-4251	.AXLE ASSEMBLY, ROBBER TORSION	1
4	PAOZZ	19207	7697487	.FASTENER,CYLINDER,S	1
5	PAOZZ	96906	MS90725-6	.SCREW,CAP,HEXAGON H	2
6	PAOZZ	96906	MS27183-10	.WASHER,FLAT	2
7	PAOZZ	96906	MS51967-2	.NUT,PLAIN,HEXAGON	2
8	PAOZZ	96906	MS35338-44	.WASHER,LOCK SPRING	2
9	PAOZZ	88044	AN415-6	.PIN,LOCK	1
10	PAOZZ	96906	MS27183-18	.WASHER,FLAT	1
11	PAOZZ	96906	MS20392-7C79	.PIN,STRAIGHT,HEADED	1
12	PAOZZ	96906	MS35206-277	.SCREW,MACHINE PAN HEAD	1
13	PAOZZ	96906	MS35338-44	.WASHER,LOCK SPRING	1
14	PAOZZ	84256	LT1504-C10-7.5	.WIRE,SAFETY	1
15	PAOZZ	09094	R-1	.RING	1
16	PAOZZ	98752	8227212-01	.HITCH PIN HITCH	1
17	XBOZZ	92878	HP2-4501	.BAR,TOW	1
18	PAOZZ	96906	MS35206-277	.SCREW,MACHINE PAN HEAD	1
19	PAOZZ	96906	MS35338-44	.WASHER,LOCK SPRING	1
20	PAOZZ	84256	LT1504-C10-7.5	.WIRE,SAFETY	1
21	PAOZZ	09094	R-1	.RING	1
22	PAOZZ	98752	8227212-01	.HITCH PIN HITCH	1
23	PAOZZ	96906	MS90725-109	.SCREW,CAP,HEXAGON H	4
24	PAOZZ	96906	MS35338-48	WASHER,LOCK	4
25	PAOZZ	96906	MS27183-18	.WASHER,FLAT	4
26	XBOZZ	92878	2-HP2-4835	.BACKTOW ASSEMBLY	1
27	PAOZZ	96906	MS35691-53	NUT,PLAIN,HEXAGON	1
28	XBOZZ	92878	2-HP2-4859	.PLUNGER, QUICK RELE	1
29	PAOZZ	92878	HP2-4867	.GRIP,HANDLE	1
30	PAOZZ	96906	MS18154-58	.SCREW,CAP,HEXAGON H	4
31	PAOZZ	96906	MS27183-14	.WASHER,FLAT	4
32	PAOZZ	96906	MS35338-46	.WASHER,LOCK SPRING	4
33	XBOZZ	92878	2-HP2-4851	.BRAKE ASSEMBLY	1
34	KFOZZ	92878	HP2-5045	ADAPTER PLATE,BRAKE	1
35	KFOZZ	96906	MS90725-60	SCREW, CAP, HEX HD 3/8 IN.16 X 1 IN	2
36	XBOZZ	92878	8227221-03	.RIVET,POP	4
37	XBOZZ	92878	2-HP2-4614	.TRAILER ASSEMBLY	1
	XBOZZ	92878	HP2-5046	KIT, BRAKE ADAPTER CONTAINS P/N HP2-5045 (92878)1 EA.P/N MS90725-60 (96906)2 EA	1

END OF FIGURE



SECTION II (1) ITEM NO	(2) SMR CODE	(3) FSCM	TM9-4520-251-24P (4) PART NUMBER	CO1 (5)	(6)
				DESCRIPTION AND USABLE ON CODE (UOC)	QTY
				GROUP 12 BULK MATERIALS LIST	
	PAOZZ	81349	M13486/1-5	WIRE,ELECTRICAL COPPER,STRANDED,SINGLE CONDUCTOR,14 GA.,50 FT. ROLL	FT
*	PAOZZ	92878	HP2-4812	GASKET MATERIAL,FUEL RESISTANT,3/16 IN. THK.X5/8 IN. WIDE	N
	PAOZZ	70485	X1277	CHANNEL,NONMETALLIC RUBBER, 3/8 IN. WIDE, 1/16 GROOVE, 25 FT.ROLL	FT
	PAOZZ	81346	ASTM B280	TUBE,METALLIC COPPER-ANNEALED, 1/4 IN. OD. X 0.035 IN. WALL THK., 50 FT. ROLL	FT
*	PAOZZ	04963	77	ADHESIVE,24 OZ. CAN	CN
*	PAOZZ	92878	RS#10542	INSULATION,ASPHALT SATURATED FELT 1/8 IN. THICK,42" WIDE,50 FT. ROLL	FT
				END OF FIGURE	

BULK-1

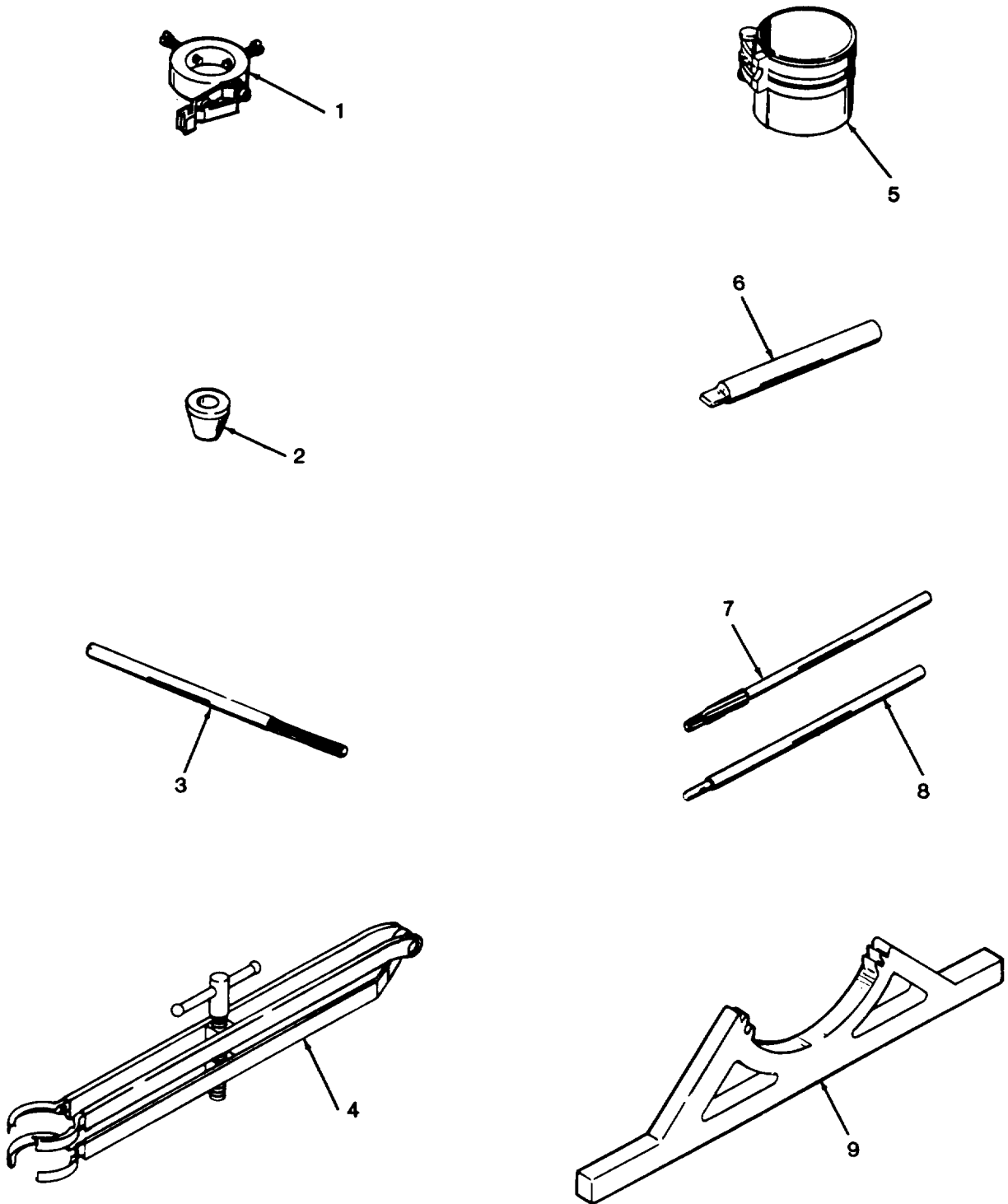


Figure 25. Special Tools (Sheet 1 of 4)

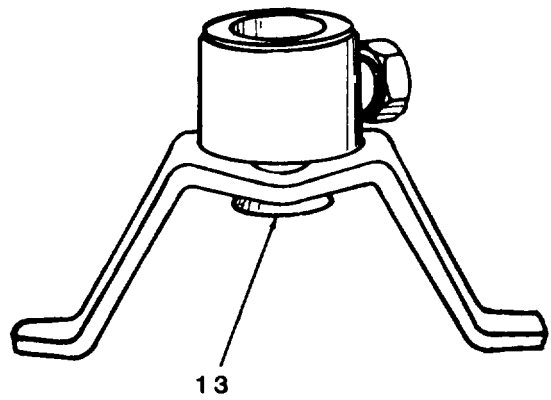
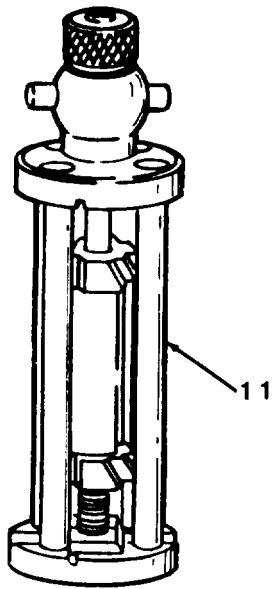
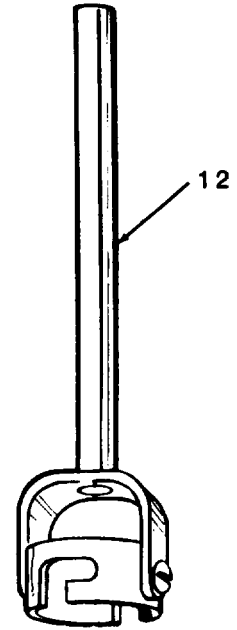
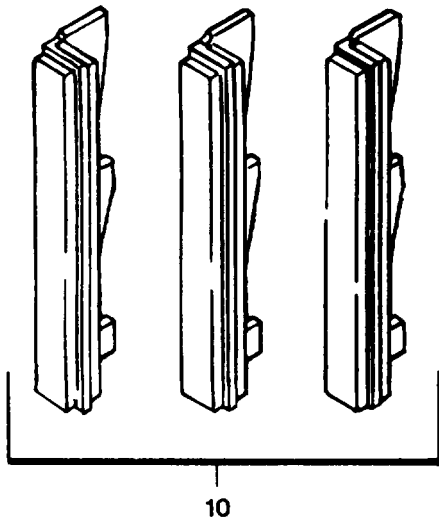


Figure 25. Special Tools (Sheet 2 of 4)

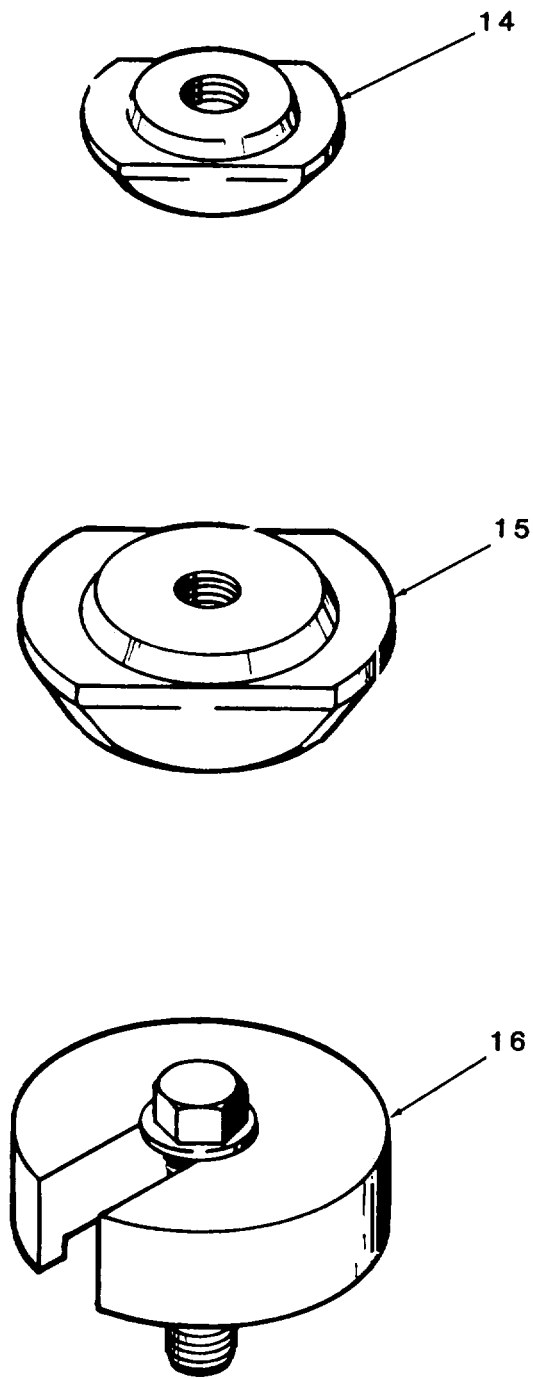


Figure 25. Special Tools (Sheet 3 of 4)

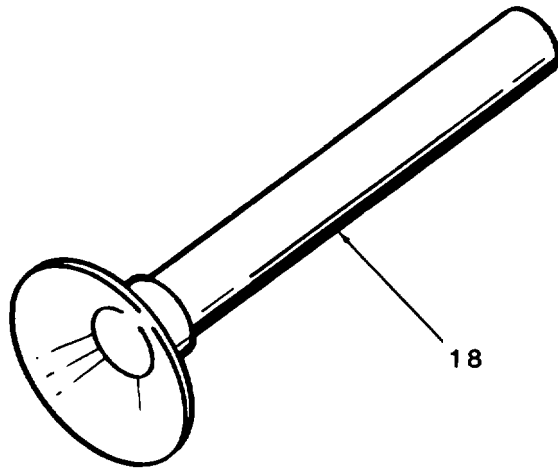
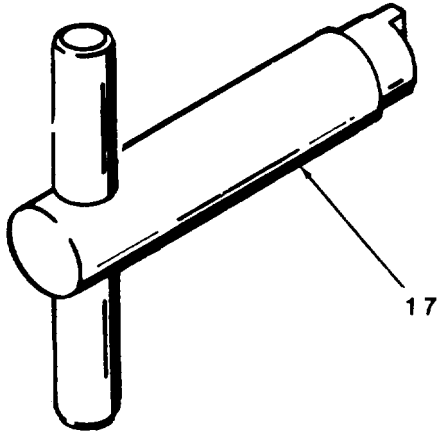


Figure 25. Special Tools (Sheet 4 of 4)

SECTION III (1)	ITEM (2)	SMR (3)	FSCM (4)	TM9-4520-251-24P PART NUMBER	(5)	DESCRIPTION AND USABLE ON CODE (UOC)	(6)
NO	CODE						QTY
GROUP 13 SPECIAL TOOLS LIST							
FIG. 25 SPECIAL TOOLS							
	XBFHH	92878	29166			KIT, TOOL	
1	XDOOO	92878	19051			.TESTER, SPARK	
2	XDFZZ	92878	19191			.BUSHING, GUIDE	
3	XDFZZ	92878	19066			.REAMER, VALVE GUIDE BUSHING FINISH	
4	XDFZZ	92878	19063			.COMPRESSOR, VALVE SPRING	
5	XDFZZ	92878	19230			.COMPRESSOR, RING	
6	XDFZZ	92878	19122			.GAUGE, VALVE GUIDE	
7	XDFZZ	92878	19064			.REAMER, VALVE GUIDE BUSHING COUNTERBORE	
8	XDFZZ	92878	19065			.DRIVER, VALVE GUIDE BUSHING	
9	PAFZZ	08645	19167			.HOLDER, FLYWHEEL	
	XBFHH	92878	19205			SET, HONE	
10	XDFZZ	92878	19206			.SET, STONE	
11	XDFZZ	92878	19208			.SPRINGS, STONE RETAINER	
12	XDFZZ	92878	19209			.SHANK, DRIVE	
13	XDFZZ	92878	19210			.STOP, DEPTH	
14	XDFZZ	92878	19182			.NUT, SEAT	
15	XDFZZ	92878	19139			.NUT, SEAT	
16	XDFZZ	92878	19138A			.PULLER, INSERT	
17	XBOFH	92878	8227239			TOOL, VALVE PACKING	
	XBFZZ	92878	19138			KIT, SEAT	
18	XBFHH	19258	V1275			LAPPER, VALVE	

END OF FIGURE

## CROSS-REFERENCE INDEXES

## NATIONAL STOCK NUMBER INDEX

STOCK NUMBER	FIG	ITEM	STOCK NUMBER	FIG	ITEM
4730-00-003-5919	4	22	6145-00-152-6499	BULK	5
	13	2	5310-00-167-0766	18	37
	13	36	4710-00-170-7901	BULK	3
	13	44	5325-00-174-9008	18	73
	15	30	6685-00-179-8632	4	41
	15	50	4730-00-196-1468	4	3
	18	48	4730-00-196-1963	13	52
5310-00-013-1245	18	36	3110-00-198-2169	23	13
4730-00-025-7508	15	9	3110-00-198-2170	23	14
5305-00-027-6244	14	3	4730-00-203-3129	3	15
5305-00-044-4153	24	1	2530-00-204-2212	23	9
	24	23	5340-00-205-5244	4	18
2610-00-050-9840	23	7	5330-00-215-3854	5	3
5310-00-056-3395	23	4	5305-00-225-3843	15	27
5999-00-057-2929	9	15	5306-00-225-8503	3	6
	16	13	5306-00-226-4825	17	10
5315-00-058-9731	15	39	5315-00-234-1628	23	10
5310-00-061-7326	2	5	5330-00-245-5503	18	58
5305-00-068-0500	2	34	5330-00-248-3845	13	43
	7	1		15	59
	13	67	4730-00-253-4415	4	4
	15	66	5330-00-254-2054	5	4
	17	1	4730-00-254-6211	13	17
	18	1		13	31
	19	21	4730-00-254-6374	13	55
5305-00-068-0502	24	5		15	56
5305-00-068-0511	14	6	4730-00-263-2733	4	6
5305-00-073-8255	11	1		13	54
5310-00-080-6004	14	10	5330-00-263-8028	13	33
	17	12	5330-00-263-8030	13	21
	24	31		13	29
5310-00-081-4219	3	5	5340-00-272-3560	2	31
	19	27	5315-00-276-4081	11	8
5310-00-082-1404	2	20	5325-00-276-6100	15	62
	2	30	4730-00-287-3281	13	53
5320-00-083-5009	15	69		15	49
5310-00-085-7089	9	3		15	55
	9	5		18	47
2610-00-089-5997	23	8	4730-00-289-4746	13	34
4730-00-096-8756	4	7	5325-00-291-9366	15	25
	13	6	5310-00-297-6108	12	7
	13	23	4530-00-300-9598	18	61
	15	34	2805-00-342-7432	11	10
	15	45	2805-00-353-7712	10	1
	18	43	5365-00-356-1325	10	2
	18	52	5306-00-358-0209	10	6
3110-00-100-0542	23	19	4730-00-366-3011	13	19
3110-00-100-3537	32	17	5330-00-411-9116	12	
5305-00-115-9526	24	30	5935-00-462-6603	16	15
2910-00-141-9758	22	2	5315-00-514-1353	19	33

## CROSS-REFERENCE INDEXES

## NATIONAL STOCK NUMBER INDEX

STOCK NUMBER	FIG	ITEM	STOCK NUMBER	FIG	ITEM
2530-00-528-7224	23	6			
5305-00-543-5220	7	6	4730-00-639-9730	13	59
5310-00-550-1130	2	13		15	38
	18	29	4730-00-640-6330	14	13
5310-0-576-5752	1	7	2530-00-646-7705	23	16
	2	2	5975-00-660-5962	9	13
	2	26	4820-00-678-0108	18	56
	13	41	5330-00-678-4431	11	4
	15	4	4820-00-684-0880	22	5
	15	21	5330-00-684-7851	22	3
	15	64	5310-00-689-3877	15	24
	16	2		18	24
	18	15		18	33
5310-00-582-5965	2	35	4730-00-706-7761	4	42
	13	68	4730-00-719-2708	13	60
	15	28	5305-00-719-4603	7	4
	15	67	5305-00-725-2317	20	6
	16	37		20	10
	17	2	5975-00-727-5153	16	11
	18	2	5310-00-732-0558	14	4
	19	3	5310-00-732-0560	23	1
	19	8	5330-00-733-2208	15	42
	19	13		15	58
	19	22	5310-00-761-6882	2	12
	24	8		16	36
	24	13		24	7
	24	19	5310-00-763-8905	9	2
5310-00-584-5272	24	24	5340-00-764-7051	16	10
5360-00-597-2918	11	11	2510-00-769-7487	24	4
5340-00-598-0146	13	42	5310-00-809-3079	24	2
4730-00-619-9368	4	12	5310-00-809-4058	2	14
	13	48		2	36
4720-00-624-0263	11	2		18	3
2805-00-624-0264	12	11		19	4
2805-00-624-0286	11	3		19	9
5310-00-637-9541	14	5		19	14
	14	9		24	6
	17	9	5310-00-809-5998	24	10
	17	11		24	25
	20	2	5310-00-809-8544	18	6
	20	7		18	21
	20	11		19	18
	22	7	5310-00-809-8546	2	3
	23	5		2	6
	24	32		2	9
5305-00-638-8691	17	6		15	23
5305-00-638-8753	3	10		18	9
	13	12		18	25
4730-00-639-9730	4	43		18	34
	13	10		19	19



## CROSS-REFERENCE INDEXES

## NATIONAL STOCK NUMBER INDEX

STOCK NUMBER	FIG	ITEM	STOCK NUMBER	FIG	ITEM
5315-00-815-9499	3	13	5305-00-984-6210	18	14
5306-00-816-2441	3	2		18	23
5305-00-817-6139	15	1		18	32
	15	16	5305-00-984-6212	18	8
	15	18	5305-00-988-1171	19	1
	18	27		19	11
5310-00-829-9981	3	3	5305-00-988-1721	24	12
	19	25		24	18
5970-00-833-8562	9	14	5305-00-988-1724	2	11
5310-00-833-8567	16	14	5305-00-988-1727	19	6
5310-00-835-2037	24	27	5360-00-992-0403	11	6
4730-00-836-3498	15	8	5310-00-997-1888	19	2
4730-00-839-5120	13	15		19	7
4730-00-848-3488	13	27		19	12
5305-00-855-0961	16	17	2590-01-013-0103	8	7
5120-00-861-5738	25	9	5330-01-013-5580	12	5
5310-00-889-2544	2	21	5305-01-027-5239	18	59
	2	29	5310-01-073-8614	23	2
5310-00-889-2549	19	17	4010-01-076-9279	24	15
5305-00-889-3000	2	19		24	21
5320-00-899-0981	2	18	5940-01-079-1647	9	11
	2	24	5315-01-081-9991	24	9
	18	5	4520-01-087-9511	18	57
4730-00-900-3296	13	66	4520-01-100-3440	15	61
2805-00-920-5389	11	5	4520-01-100-9828	1	4
5310-00-934-9758	18	20	4520-01-101-0979	24	16
5305-00-942-2196	14	8		24	22
	17	8	4730-01-101-2534	13	20
	20	1		13	28
	22	6	4820-01-363-7226	15	44
	23	3	5310-01-103-5739	23	11
5310-00-950-1310	22	8	5330-01-103-8602	23	18
5315-00-957-9389	24	11	5310-01-105-9388	23	12
5305-00-958-5477	19	16	5307-01-122-2707	23	15
4010-00-963-7417	1	8	2920-01-149-4463	8	1
	18	10	4520-01-149-9272	1	5
3030-00-528-3954	14	1	2990-01-150-0772	9	1
5305-00-983-6625	19	24	2940-01-157-5143	4	34
5305-00-984-4993	2	28	6680-01-169-5990	22	1
5305-00-984-6208	1	6	2920-01-179-7016	8	8
	2	1	5365-01-189-7245	4	36
	2	8	5330-01-193-1476	4	38
	2	25	5330-01-193-1477	12	13
	13	40	5315-01-195-4683	9	7
	15	3	2920-01-197-6553	8	6
	15	20	2805-01-198-2312	4	44
	15	63	2910-01-198-6136	4	28
	16	1	2920-01-200-1642	8	5
5305-00-984-6210	2	4	5310-01-204-8555	4	31
	15	22	5310-01-204-8561	4	32

## CROSS-REFERENCE INDEXES

## NATIONAL STOCK NUMBER INDEX

STOCK NUMBER	FIG	ITEM	STOCK NUMBER	FIG	ITEM
4730-01-206-1293	1	3			
4520-01-206-6504	1	9			
2805-01-206-6567	3	8			
2910-01-206-8625	5				
4730-01-206-8626	13	32			
4010-01-206-8627	24	14			
	24	20			
6685-01-206-8629	15	65			
2910-01-206-8630	16	4			
5310-01-206-8633	20	4			
4820-01-206-8635	15	60			
7530-01-206-8675	21	12			
7690-01-206-8676	21	10			
5330-01-206-8681	20	5			
5330-01-206-8682	4	29			
5330-01-206-8663	BULK	1			
4820-01-206-8687	13	56			
4820-01-206-8688	13	61			
3120-01-206-8697	19	30			
5340-01-206-8706	24	29			
2910-01-206-8721	14	7			
4730-01-206-8726	4	5			
4720-01-206-9967	1	2			
3010-01-207-1900	3	9			
4720-01-207-8357	1	1			
5930-01-218-8581	4	13			
5355-01-220-9525	15	17			
	18	28			
5640-01-221-0472	BULK	6			
4820-01-230-0743	15	54			
4820-01-245-0180	15	13			
4730-01-248-9923	15	12			
4720-01-249-0031	13	16			
5310-01-267-2014	23	12			
5340-01-296-8533	18	16			
2920-01-318-4169	16	3			

## CROSS-REFERENCE INDEXES

## PART NUMBER INDEX

FSCM	PART NUMBER	STOCK NUMBER	FIG	ITEM
61957	AD42-BS	5320-00-899-0981	2	18
			2	24
			18	5
07707	AD43-BS	5320-00-083-5009	15	69
16632	AME2001-0003	4720-01-207-8357	1	1
16632	AME2002-0003	4720-01-206-9967	1	2
88044	AN415-6	5315-01-081-9991	24	9
88044	AN935-816	5310-01-073-8614	23	2
88044	AN970-4	5310-00-167-0766	18	37
81346	ASTM B280	4720-00-170-7901	BULK	3
71176	AS64 (TYPE2)		14	2
07334	A0563	4730-00-639-9730	4	43
			13	10
			13	59
			15	38
73992	B-12 SPECIAL 1/8 IN.MPT	4730-01-206-8726	4	5
61349	BU-3360-H	6685-01-206-8629	15	65
16632	DEA-00406	4730-01-206-1293	1	3
70040	GF-90 STYLE 82		14	12
92878	HP2-4184		19	31
92878	HP2-4251		24	3
92878	HP2-4360		13	58
92878	HP2-4415	3120-01-206-8697	19	30
92878	HP2-4437	4520-01-100-3440	15	61
92878	HP2-4456		14	11
92878	HP2-4482		3	7
92878	HP2-4500		21	7
92878	HP2-4501		24	17
92878	HP2-4528		21	2
92878	HP2-4542		18	41
92878	HP2-4544		17	5
92878	HP2-4561-03	4720-01-249-0031	13	16
			13	18
			13	30
92878	HP2-4564		18	70
92878	HP2-4566		4	19
92878	HP2-4569		18	42
92878	HP2-4581		9	12
92878	HP2-4591		13	14
92878	HP2-4594		13	13
92878	HP2-4604		21	4
92878	HP2-4639		4	21
92878	HP2-4708		3	1
92878	HP2-4720	5340-01-296-8533	18	16
92878	HP2-4721		18	18
92878	HP2-4722		18	17
92878	HP2-4723		17	4
92878	HP2-4724	5330-01-206-8681	20	5
92878	HP2-4725	5310-01-206-8633	20	4
92878	HP2-4763		13	69

## CROSS-REFERENCE INDEXES

## PART NUMBER INDEX

FSCM	PART NUMBER	STOCK NUMBER	FIG	ITEM
92878	HP2-4777		21	6
92878	HP2-4782-1		4	30
92878	HP2-4785		4	35
92878	HP2-4791		15	7
92878	HP2-4792		13	22
92878	HP2-4793		13	1
92878	HP2-4794		13	35
92878	HP2-4795		13	43
92878	HP2-4796		15	15
92878	HP2-4797		15	14
92878	HP2-4798		21	9
92878	HP2-4800		21	5
92878	HP2-4810-1		2	32
92878	HP2-4810-2		2	33
92878	HP2-4810-3		2	23
92878	HP2-4812	5330-01-206-8683	BULK	1
92878	HP2-4812-1		2	17
92878	HP2-4816		15	26
92878	HP2-4819		4	11
92878	HP2-4821	4520-01-206-6504	1	9
92878	HP2-4826-2	4820-01-230-0743	15	54
92878	HP2-4831-4		13	63
92878	HP2-4839	4820-01-245-0180	15	13
92878	HP2-4844		4	1
92878	HP2-4867	5340-01-206-8706	24	29
92878	HP2-4868		21	3
92878	HP2-4888	5330-01-206-8682	4	29
92878	HP2-4892	7690-01-206-8676	21	10
92878	HP2-4903		13	65
92878	HP2-4904		13	62
92878	HP2-4905		13	64
92878	HP2-4926		5	35
92878	HP2-4936		2	42
92878	HP2-4937		2	40
92878	HP2-4938		2	39
92878	HP2-4954		2	41
92878	HP2-5045		24	34
92878	HP2-5046		24	
82093	LN-602		BULK	4
84256	LT1504-C10-7.5	4010-01-206-8627	24	14
			24	20
84256	L8T6	4010-00-963-7417	1	8
			18	10
81349	MIL-C-11743		2	15
04713	MJE3055		16	30
96906	MS16562-266	5315-00-514-1353	19	33
96906	MS16997-84	5305-00-983-6625	19	24
96906	MS171496		4	17
		5315-00-058-9731	15	39
96906	MS17829-3C	5310-00-689-3877	15	24
			18	24

## CROSS-REFERENCE INDEXES

## PART NUMBER INDEX

FSCM	PART NUMBER	STOCK NUMBER	FIG	ITEM
96906	MS17829-3C	5310-00-689-3877	18	33
96906	MS18154-58	5305-00-115-9526	24	30
96906	MS18154-60	5305-00-942-2196	14	8
			17	8
			20	1
			22	6
			23	3
96906	MS20066-168	5315-00-815-9499	3	13
96906	MS20066-168		17	7
96906	MS20392-7C79	5315-00-957-9389	24	11
96906	MS21045-06	5310-00-889-2544	2	21
			2	29
96906	MS21045-08	5310-00-889-2549	19	17
96906	MS21045-3	5310-00-061-7326	2	5
96906	MS21316-24	5305-01-027-5239	18	59
96906	MS21333-69	5340-00-764-7051	16	10
96906	MS21919WDG6	5340-00-598-0146	13	42
96906	MS24325-1	2530-00-528-7224	23	6
96906	MS24328-2	2530-00-646-7705	23	16
96906	MS24629-35	5305-00-855-0961	16	17
96906	MS24665-394	5315-00-234-1628	23	10
96906	MS27142-2	5935-00-462-6603	16	15
96906	MS27148-2	5999-00-057-2929	9	15
			16	13
96906	MS27183-10	5310-00-809-4058	2	14
			2	36
			18	3
			18	68
			19	4
			19	9
			19	14
			24	6
96906	MS27183-12	5310-00-081-4219	3	5
			19	27
96906	MS27183-14	5310-00-080-6004	14	10
			17	12
			24	31
96906	MS27183-18	5310-00-809-5998	24	10
			24	25
96906	MS27183-19	5310-00-809-3079	24	2
96906	MS27183-4	5310-00-950-1310	22	8
96906	MS27183-6	5310-00-082-1404	2	20
			2	30
			16	29
96906	MS27183-7	5310-00-809-8544	18	6
			18	21
			19	18
96906	MS27183-8	5310-00-809-8546	2	3
			2	6
			2	9
			15	23
			18	9

## CROSS-REFERENCE INDEXES

## PART NUMBER INDEX

FSCM	PART NUMBER	STOCK NUMBER	FIG	ITEM
96906	MS27183-8	5310-00-809-8546	18	25
			18	34
			19	19
96906	MS29512-04	5330-00-263-8028	13	33
	MS29512-06	5330-00-263-8030	13	21
96906	MS29513-016	5330-00-248-3845	13	29
			15	43
96906	MS29513-112	5330-00-733-2208	15	59
			15	42
96906	MS35190-254	5305-00-958-5477	15	58
	MS35206-228		19	16
96906	MS35206-230	5305-00-889-3000	16	26
96906	MS35206-233	5305-00-984-4993	2	19
96906	MS35206-248		2	28
96906	MS35206-261	5305-00-984-6208	16	22
			1	6
			2	1
			2	8
			2	25
			13	40
			15	3
			15	20
			15	63
96906	MS35206-263	5305-00-984-6210	16	1
			2	4
			15	22
			18	14
			18	23
			18	32
96906	MS35206-265	5305-00-984-6212	18	8
96906	MS35206-273		16	31
96906	MS35206-277	5305-00-988-1721	24	12
			24	18
96906	MS35206-280	5305-00-988-1724	2	11
96906	MS35206-283	5305-00-988-1727	19	6
96906	MS35206-285		18	30
		5305-00-988-1171	19	1
			19	11
96906	MS35333-37		16	28
96906	MS35333-38		16	24
96906	MS35333-39	5310-00-576-5752	1	7
			2	2
			2	26
			13	41
			15	4
			15	21
			15	64
			16	2
			18	15
			18	64
96906	MS35333-40	5310-00-550-1130	2	13

## CROSS-REFERENCE INDEXES

## PART NUMBER INDEX

FSCM	PART NUMBER	STOCK NUMBER	FIG	ITEM
96906	MS35333-40	5310-00-550-1130	18	29
96906	MS35338-43		16	33
96906	MS35338-44	5310-00-582-5965	2	35
			13	68
			15	28
			15	67
			16	37
			17	2
			18	2
			19	3
			19	8
			19	13
			19	22
			24	8
			24	13
			24	19
96906	MS35338-45		3	4
			19	26
96906	MS35338-46	5310-00-637-9541	14	5
			14	9
			17	9
			17	11
			20	2
			20	7
			20	11
			22	7
			23	5
			24	32
96906	MS35338-48	5310-00-584-5272	24	24
96906	MS35489-11	5325-00-291-9366	15	25
96906	MS35489-14	5325-00-276-6100	15	62
96906	MS35489-15	5325-00-174-9008	18	73
96906	MS35489-47		18	72
96906	MS35643-1	5330-00-684-7851	22	3
96906	MS35645-1	2910-00-141-9758	22	2
96906	MS35649-202		16	32
		5310-00-934-9758	18	20
96906	MS35649-2252	5310-00-997-1888	19	2
			19	7
			19	12
96906	MS35649-2312	5310-00-829-9981	3	3
			19	25
96906	MS35649-2382	5310-00-056-3395	23	4
96906	MS35649-282		16	23
			16	27
96906	MS35691-53	5310-00-835-2037	24	27
96906	MS35751-71	5306-00-816-2441	3	2
96906	MS35782-1	4820-00-684-0880	22	5
96906	MS39158-3	4730-00-900-3296	13	66
96906	MS39162-3	4730-00-254-6211	13	17
			13	31

## CROSS-REFERENCE INDEXES

## PART NUMBER INDEXES

FSCM	PART NUMBER	STOCK NUMBER	FIG	ITEM
96906	MS39230-5	4730-00-253-4415	4	4
96906	MS51021-56	5305-00-817-6139	15	1
			15	16
			15	18
			18	27
96906	MS51021-57	5305-00-638-8691	17	6
96906	MS51021-58	5305-00-638-8753	3	10
			13	12
96906	MS51021-69	5305-00-027-6244	14	3
96906	MS51815-3	4730-00-096-8756	4	7
			13	6
			13	23
			15	34
			15	45
			18	43
			18	52
96906	MS51815-33		4	10
			13	9
			13	26
			15	37
			15	48
			18	46
			18	55
96906	MS51816-23		13	51
96906	MS51816-3	4730-00-619-9368	4	12
			13	48
96906	MS51819-3	4730-00-003-5919	4	22
			13	2
			13	36
			13	44
			15	30
			15	50
			18	48
96906	MS51819-33		4	25
			13	5
			13	39
			13	47
			15	33
			15	53
			18	51
96906	MS51819-35		15	11
96906	MS51819-5	4730-00-836-3498	15	8
96906	MS51823-3		4	8
			4	15
			4	23
			13	3
			13	7
			13	24
			13	37
			13	45
			13	49



## CROSS-REFERENCE INDEXES

## PART NUMBER INDEX

FSCM	PART NUMBER	STOCK NUMBER	FIG	ITEM
96906	MS51823-3		15	31
			15	35
			15	46
			15	51
			18	44
			18	49
			18	53
			15	9
			4	9
			4	14A
96906	MS51823-5	4730-00-025-7508	4	24
			4	4
			13	8
			13	25
			13	38
			13	46
			13	50
			15	32
			15	36
			15	47
96906	MS51825-3		15	52
			18	45
			18	50
			18	54
			15	10
			13	52
			4	3
			2	12
			16	36
			24	7
96906	MS51825-5		14	4
			23	1
			9	2
			24	1
			24	23
96906	MS51846-9	4730-00-196-1963	4	26
			2	34
			7	1
			13	67
			15	66
96906	MS51953-97	4730-00-196-1468	17	1
			18	1
			18	1
			19	21
			3	6
96906	MS51967-2	5310-00-761-6882	24	5
			24	35
			17	10
			14	6
			20	6
96906	MS51967-8	5310-00-732-0558	20	10
			15	27
			24	4
			23	1
			9	2
96906	MS51968-14	5310-00-732-0560	24	1
			24	23
			4	26
			2	34
			7	1
96906	MS51968-20	5310-00-763-8905	13	67
			15	66
			17	1
			18	1
			19	21
96906	MS90725-109	5305-00-044-4153	3	6
			24	5
			24	35
			17	10
			14	6
96906	MS90725-2	5305-00-068-0500	20	6
			20	10
			15	27
			7	1
			13	67
96906	MS90725-3	5305-00-068-0500	15	66
			17	1
			18	1
			19	21
			3	6
96906	MS90725-39	5306-00-225-8503	24	5
			24	35
			17	10
			14	6
			20	6
96906	MS90725-6	5305-00-068-0502	20	10
			15	27
			7	1
			13	67
			15	66
96906	MS90725-60	5306-00-226-4825	17	10
			14	6
			20	6
			20	10
			15	27
96906	MS90728-32	5305-00-068-0511	7	1
			13	67
			15	66
			17	1
			18	1
96906	MS90728-62	5305-00-725-2317	19	21
			3	6
			24	5
			24	35
			17	10
96906	MS90728-64	5305-00-725-2317	14	6
			20	6
			20	10
			15	27
			7	1
96906	MS90728-8	5305-00-225-3843	13	67
			15	66
			17	1
			18	1
			19	21

## CROSS-REFERENCE INDEXES

## PART NUMBER INDEX

FSCM	PART NUMBER	STOCK NUMBER	FIG	ITEM
81349	M13486-1-5 30 IN		9	16
81349	M13486/1-5		16	16
		6145-00-152-6499	BULK	5
81349	M7928/5-3	5940-01-079-1647	9	11
80205	NAS558-606-16	5315-00-728-0225	17	7
57386	NV-9823-1-Z1		2	22
11583	N-673	5330-00-245-5503	18	58
91816	P-356	4830-00-678-0108	18	56
18265	P11-2257	4730-00-706-7761	4	42
09094	R-1	4010-01-076-9279	24	15
			24	21
18265	RBX00-2280	6685-00-179-8632	4	41
92878	RS#10542	5640-01-221-0472	BULK	6
98660	41100-4	4730-01-206-8626	13	32
90763	SS-48152	5340-00-205-5244	4	18
59730	TY-23M	5975-00-727-5153	16	11
19258	V1275		25	18
70485	X1277		BULK	2
81348	ZZ-T-410A/GPI/6. 00/6.90-9/C/PLRB	2610-00-050-9840	23	7
92878	1-HP2-4436		17	36
92878	1-HP2-4541		18	35
92878	1-HP2-4551		18	4
92878	1-HP2-4552	2805-01-206-6567	3	8
92878	1-HP2-4553		22	12
92878	1-HP2-4567		4	27
92878	1-HP2-4593		13	11
92878	1-HP2-4740		18	62
92878	1-HP2-4787		16	20
92878	1-HP2-4799		15	29
92878	1-HP2-4820		2	37
92878	1-HP2-4902	4820-01-206-8688	13	61
92878	1-HP2-4942	5930-01-218-8581	4	13
92878	1-HP2-4967	4820-01-206-8687	13	56
79470	1/4NPT3700X4	4730-01-248-9923	15	12
55683	1001279	2910-01-206-8721	14	7
18876	10608076-5	5310-00-085-7089	9	3
			9	5
19207	10905498		2	7
79470	112877		13	27
		4730-00-848-3488	13	27
72581	119099		4	2
21450	131245	5310-00-013-1245	18	36
97403	13226E1817	2920-01-149-4463	8	1
97403	13229E4155	2926-01-318-4169	16	3
92878	132436	2805-01-198-2312	4	44
60038	15123	3110-00-198-2169	23	13
60038	15245	3110-00-198-2170	23	14
99024	16-5686	5310-01-103-5739	23	11
99024	16-5994	5307-01-122-2707	23	15

## CROSS-REFERENCE INDEXES

## PART NUMBER INDEX

FSCM	PART NUMBER	STOCK NUMBER	FIG	ITEM
99024	16-6200	5330-01-103-8602	23	18
92878	168459		21	11
92878	168576		16	34
92878	168707		16	9
92878	168708		16	8
92878	19051		25	1
92878	19063		25	4
92878	19064		25	7
92878	19065		25	8
92878	19066		25	3
92878	19122		25	6
92878	19138		27	
92878	19138A		25	16
92878	19139		25	15
08645	19167	5120-00-861-5738	25	9
92878	19182		25	14
92878	19191		25	2
92878	19205		25	D
92878	19206		25	10
92878	19208		25	11
92878	19209		25	12
92878	19210		25	13
92878	19230		25	5
92878	2-HP2-4417		20	3
92878	2-HP2-4429		18	71
92878	2-HP2-4430		18	74
92878	2-HP2-4438		18	69
92878	2-HP2-4518		19	28
92878	2-HP2-4529		18	38
92878	2-HP2-4530		18	40
92878	2-HP2-4531		18	39
92878	2-HP2-4534-1		4	20
92878	2-HP2-4605		22	4
92878	2-HP2-4614		24	37
92878	2-HP2-4688-1		19	15
92878	2-HP2-4688-2		19	5
92878	2-HP2-4689		19	10
92878	2-HP2-4726		2	27
92878	2-HP2-4729		17	3
92878	2-HP2-4731		2	16
92878	2-HP2-4736		18	65
92878	2-HP2-4737		2	38
92878	2-HP2-4739		18	66
92878	2-HP2-4751		15	68
92878	2-HP2-4756		20	8
92878	2-HP2-4757		20	12
92878	2-HP2-4769		2	10
92878	2-HP2-4781-10		22	11
92878	2-HP2-4802		16	38
92878	2-HP2-4804		3	14

## CROSS-REFERENCE INDEXES

## PART NUMBER INDEX

FSCM	PART NUMBER	STOCK NUMBER	FIG	ITEM
92878	2-HP2-4815	4520-01-149-9272	1	5
92878	2-HP2-4835		24	26
92878	2-HP2-4851		24	33
92878	2-HP2-4859		24	28
92878	2-HP2-4882		7	8
92878	2-HP2-4889		4	16
92878	2-168681	4520-01-087-9511	18	57
92878	2-30007		16	12
17875	202VV		13	57
08645	210811		5	30
08645	211117		10	12
08645	211436		12	18
08645	211542		12	4
08645	211712		5	9
08645	211787		12	19
55683	2120104		14	14
08645	212293	2910-01-198-6136	4	28
08645	212358		5	2
08645	22032		5	26
93061	2205P-2	4730-00-254-6374	13	55
			15	56
08645	220897		5	21
08645	220899		5	19
08645	221511		7	5
08645	221512		7	3
08645	221551		6	11
08645	221798	2590-01-013-0103	8	7
08645	221890		10	8
08645	222282		10	7
08645	222443		7	7
08645	222450		6	6
08645	222698	5315-01-195-4683	9	7
08645	222845		4	33
08645	222972		5	12
55683	2230032		14	15
08645	22963		12	3
70485	23W	5340-00-272-3560	2	31
08645	230126	5315-00-276-4081	11	8
08645	230127		11	9
08645	231077		6	9
08645	231079		12	17
08645	231082		6	4
08645	231177		4	40
08645	231216		5	22
08645	23144		5	28
08645	23230		5	15
08645	23270		5	17
08645	23970		9	10
60038	24720	3110-00-100-0542	23	19
60038	24780	3110-00-100-3537	23	17
81343	250JB2L		16	25

## CROSS-REFERENCE INDEXES

## PART NUMBER INDEX

FSCM	PART NUMBER	STOCK NUMBER	FIG	ITEM
08645	26026	5365-00-356-1325	10	2
08645	260552	5360-00-992-0403	11	6
08645	260642		11	13
08645	260860		11	12
08645	261044		11	7
08645	261126		6	2
08645	261357		5	27
08645	261589		6	1
08645	26229		5	18
08645	26826	5360-00-597-2918	11	11
44655	270-25		16	35
08645	270126		12	12
08645	270383	5330-01-013-5580	12	5
08645	271042	5330-01-193-1476	4	38
08645	271077	5365-01-189-7245	4	36
08645	271118	5310-01-204-8561	4	32
08645	27355	5330-00-215-3854	5	3
08645	27549	5330-00-678-4431	11	4
08645	27840		5	31
08645	27917		5	7
08645	280203		5	25
08645	280213		4	37
71895	28930-2	4530-00-300-9598	18	61
08645	291630		8	2
92878	29166		25	
08645	292088		5	24
08645	292259	2805-00-342-7432	11	10
08645	292681		5	10
08645	293477		5	29
08645	293478		5	32
08645	294178	2805-00-624-0282	11	3
08645	294874		5	20
77060	2969608	5975-00-660-5962	9	13
08645	297229		9	6
08645	297357		12	6
08645	297565		12	22
08645	297603		12	14
08645	297615	5330-00-411-9116	12	
08645	298204		12	10
08645	298529		8	3
08645	298909	2805-00-353-7712	10	1
08645	299410		7	2
08645	299421		9	4
08645	299430		10	5
08645	299819		12	21
73992	3000-43	4730-00-839-5120	13	15
79470	3152X2	4730-00-287-3281	13	53
			15	49
			15	55
			18	47
79470	3325X4X2	4730-00-640-6330	14	13

CROSS-REFERENCE INDEXES  
PART NUMBER INDEX

FSCM	PART NUMBER	STOCK NUMBER	FIG	ITEM
79470	3700X2	4730-00-719-2708	13	60
70485	3708		22	9
08645	391737		6	10
08645	393596		10	11
08645	393753		5	5
08645	393812	5330-01-193-1477	12	13
08645	393819		10	3
08645	393827		5	13
08645	393835		10	4
08645	393839		12	16
08645	393920		6	3
08645	393960		5	23
08645	393978		5	6
08645	393979		5	34
08645	394010	2910-01-206-8625	5	
08645	395025	2920-01-179-7016	8	8
08645	395490	2920-01-197-6553	8	6
08645	397358	2920-01-200-1642	8	5
79396	42292	2940-01-157-5143	4	34
96906	MS51066-31	3030-00-528-3954	14	1
04236	45D13	4730-00-203-3129	3	15
92878	47171		18	31
62589	4831-12	5310-01-267-2014	23	12
79470	49X4X4	4730-00-366-3011	13	19
92878	49114		18	67
92878	49358		16	18
08645	494254		9	9
00143	50EZ		3	11
81997	501L	4820-01-101-8662	15	15
81997	502J	4820-01-206-8635	15	60
32334	50200A-9 3/4	6680-01-169-5990	22	1
92878	5028		16	5
92878	50896		16	19
33095	51-719-021		16	21
92878	51218		16	7
77060	5297055	5310-00-833-8567	16	14
30327	54F1-4X1-8	4730-00-289-4746	13	34
19207	547002	4730-00-263-2733	4	6
			13	54
81482	55419	2910-01-206-8630	16	4
00143	56-PG2 7/2X3/4X3 /4BORE	3010-01-207-1900	3	9
00143	56SF		3	12
73808	6-00X9	2610-00-089-5997	23	8
30780	6-1/4F50G-B	4730-01-101-2534	13	20
			13	28
08645	63709		12	20
08645	65304	5310-00-297-6108	12	7
08645	66638	4720-00-624-0263	11	2
08645	66768	2805-00-624-0264	12	11
08645	68877		5	33
08645	68987	5330-00-254-2054	5	4

CROSS-REFERENCE INDEXES  
PART NUMBER INDEX

FSCM	PART NUMBER	STOCK NUMBER	FIG	ITEM
08645	69932	2990-01-150-0772	9	1
92878	7521		18	63
19207	7697487	2510-00-769-7487	24	4
51506	794-S-1/2-8-HW		20	9
			20	13
92878	7982		16	6
98752	8227018-01		21	1
98752	8227024-01	7530-01-206-8675	21	12
98752	8227025-01		21	8
92878	8227027-01	4520-01-100-9828	1	4
92878	8227040-10		18	26
92878	8227059	4820-01-363-7226	15	44
92878	8227068-03		15	2
92878	8227069-03		15	19
92878	8227070-03	5355-01-220-9525	15	17
			18	28
92878	8227072-03		19	32
92878	8227086-01		15	40
92878	8227091-10		19	20
92878	8227092-10		19	23
92878	8227093-01		19	29
92878	8227098-05		18	60
92878	8227121-01		18	13
92878	8227122-10		18	11
92878	8227123-10		18	12
92878	8227124-01		18	7
92878	8227127-01		18	19
92878	8227132-10		18	22
92878	8227204-01		15	41
			15	57
98752	8227212-01	4520-01-101-0979	24	16
			24	22
92878	8227219-01		22	10
92878	8227221-03		24	36
92878	8227239		25	17
92878	8227242-10		15	6
19207	8338562	5970-00-833-8562	9	14
02582	9-10-C-102	2530-00-204-2212	23	9
08645	91249		12	15
08645	91258		12	8
08645	92296	5306-00-358-0209	10	6
08645	92613		6	5
08645	92987		4	39
08645	93032		12	9
08645	93042	5305-00-719-4603	7	4
08645	93043		5	8
08645	93306		6	7
08645	93307		6	8
08645	93312	2805-00-920-5389	11	5
08645	93347		5	16
08645	93357		5	1
08645	93368		12	2

## CROSS-REFERENCE INDEXES

## PART NUMBER INDEX

FSCM	PART NUMBER	STOCK NUMBER	FIG	ITEM
08645	93369		12	1
08645	93394	5305-00-073-8255	11	1
08645	93414		8	4
08645	93499		5	11
08645	93639		9	8
08645	93705	5305-00-543-5220	7	6
08645	93856	5310-01-204-8555	4	31
08645	99157		10	10
08645	99158		10	9
08645	99634		5	14



## CROSS-REFERENCE INDEXES

FIG	ITEM	FIGURE AND ITEM NUMBER INDEX		PART NUMBER
		STOCK NUMBER	FSCM	
BULK	1	5330-01-206-8683	92878	HP2-4812
BULK	2		70485	X1277
BULK	3	4710-00-170-7901	81346	ASTM B280
BULK	4		82093	LN-602
BULK	5	6145-00-152-6499	81349	M13486/1-5
BULK	6	5640-01-221-0472	92878	RS#10542
1	1	4720-01-207-8357	16632	AME2001-0003
1	2	4720-01-206-9967	16632	AME2002-0003
1	3	4730-01-206-1293	16632	DEA-00407
1	4	4520-01-100-9828	92878	8227027-01
1	5	4520-01-149-9272	92878	2-HP2-4815
1	6	5305-00-984-6208	96906	MS35206-261
1	7	5310-00-576-5752	96906	MS35333-39
1	8	4010-00-963-7417	84256	L8T6
1	9	4520-01-206-6504	92878	HP2-4821
2	1	5305-00-984-6208	96906	MS35206-261
2	2	5310-00-576-5752	96906	MS35333-39
2	3	5310-00-809-8546	96906	MS27183-8
2	4	5305-00-984-6210	96906	MS35206-263
2	5	5310-00-061-7326	96906	MS21045-3
2	6	5310-00-809-8546	96906	MS27183-8
2	7		19207	10905498
2	8	5305-00-984-6208	96906	MS35206-261
2	9	5310-00-809-8546	96906	MS27183-8
2	10		92878	2-HP2-4769
2	11	5305-00-988-1724	96906	MS35206-280
2	12	5310-00-761-6882	96906	MS51967-2
2	13	5310-00-550-1130	96906	MS35333-40
2	14	5310-00-809-4058	96906	MS27183-10
2	15		81349	MIL-C-11743
2	16		92878	2-HP2-4731
2	17		92878	HP2-4812-1
2	18	5320-00-899-0981	61957	AD42-BS
2	19	5305-00-889-3000	96906	MS35206-230
2	20	5310-00-082-1404	96906	MS27183-6
2	21	5310-00-889-2544	96906	MS21045-06
2	22		57386	NV-9823-1-Z1
2	23		92878	HP2-4810-3
2	24	5320-00-899-0981	61957	AD42-BS
2	25	5305-00-984-6208	96906	MS35206-261
2	26	5310-00-576-5752	96906	MS35333-39
2	27		92878	2-HP2-4726
2	28	5305-00-984-4993	96906	MS35206-233
2	29	5310-00-889-2544	96906	MS21045-06
2	30	5310-00-082-1404	96906	MS27183-6
2	31	5340-00-272-3560	70485	23W
2	32		92878	HP2-4810-1
2	33		92878	HP2-4810-2
2	34	5305-00-068-0500	96906	MS90725-3
2	35	5310-00-582-5965	96906	MS35338-44
2	36	5310-00-809-4058	96906	MS27183-10

## CROSS-REFERENCE INDEXES

FIG	ITEM	FIGURE AND ITEM NUMBER INDEX		PART NUMBER
		STOCK NUMBER	FSCM	
2	37		92878	1-HP2-4820
2	38		92878	2-HP2-4737
2	39		92878	HP2-4938
2	40		92878	HP2-4937
2	41		92878	HP2-4954
2	42		92878	HP2-4936
3	1		92878	HP2-4708
3	2	5306-00-816-2441	96906	MS35751-71
3	3	5310-00-829-9981	96906	MS35649-2312
3	4		96906	MS35338-45
3	5	5310-00-081-4219	96906	MS27183-12
3	6	5306-00-225-8503	96906	MS90725-39
3	7		92878	HP2-4482
3	8	2805-01-206-6567	92878	1-HP2-4552
3	9	3010-01-207-1900	00143	56-PG2 7/8X3/4X3 /4BORE
3	10	5305-00-638-8753	96906	MS51021-58
3	11		00143	50EZ
3	12		00143	56SF
3	13	5315-00-815-9499	96906	MS20066-168
3	14		92878	2-HP2-4804
3	15	4730-00-203-3129	04236	45D13
4	1		92878	HP2-4844
4	2		72581	119099
4	3	4730-00-196-1468	96906	MS51953-97
4	4	4730-00-253-4415	96906	MS39230-5
4	5	4730-01-206-8726	73992	B-12 SPECIAL 1/8 IN.MPT
4	6	4730-00-263-2733	19207	547002
4	7	4730-00-096-8756	96906	MS51815-3
4	8		96906	MS51823-3
4	9		96906	MS51825-3
4	10		96906	MS51815-33
4	11		92878	HP2-4819
4	12	4730-00-619-9368	96906	MS51816-3
4	13	5930-01-218-8581	92878	1-HP2-4942
4	14A		96906	MS51825-3
4	15		96906	MS51823-3
4	16		92878	2-HP2-4889
4	17		96906	MS171496
4	18	5340-00-205-5244	90763	SS-48152
4	19		92878	HP2-4566
4	20		92878	2-HP2-4534-1
4	21		92878	HP2-4639
4	22	4730-00-003-5919	96906	MS51819-3
4	23		96906	MS51823-3
4	24		96906	MS51825-3
4	25		96906	MS51819-33
4	26		96906	MS90725-2
4	27		92878	1-HP2-4567
4	28	2910-01-198-6136	08645	212293

## CROSS-REFERENCE INDEXES

FIG	ITEM	FIGURE AND ITEM NUMBER INDEX		PART NUMBER
		STOCK NUMBER	FSCM	
4	29	5330-01-206-8682	92878	HP2-4888
4	30		92878	HP2-4782-1
4	31	5310-01-204-8555	08645	93856
4	32	5310-01-204-8561	08645	271118
4	33		08645	222845
4	34	2940-01-157-5143	79396	42292
4	35		92878	HP2-4785
4	36	5365-01-189-7245	08645	271077
4	37		08645	280213
4	38	5330-01-193-1476	08645	271042
4	39		08645	92987
4	40		08645	231177
4	41	6685-00-179-8632	18265	RBX00-2280
4	42	4730-00-706-7761	18265	P11-2257
4	43	4730-00-639-9730	07334	A0563
4	44	2805-01-198-2312	92878	132436
5		2910-01-206-8625	08645	394010
5	1		08645	93357
5	2		08645	212358
5	3	5330-00-215-3854	08645	27355
5	4	5330-00-254-2054	08645	68987
5	5		08645	393753
5	6		08645	393978
5	7		08645	27917
5	8		08645	93043
5	9		08645	211712
5	10		08645	292681
5	11		08645	93499
5	12		08645	222972
5	13		08645	393827
5	14		08645	99634
5	15		08645	23230
5	16		08645	93347
5	17		08645	23270
5	18		08645	26229
5	19		08645	220899
5	20		08645	294874
5	21		08645	220897
5	22		08645	231216
5	23		08645	393960
5	24		08645	292088
5	25		08645	280203
5	26		08645	22032
5	27		08645	261357
5	28		08645	23144
5	29		08645	293477
5	30		08645	210811
5	31		08645	27840
5	32		08645	293478
5	33		08645	68877
5	34		08645	393979

## CROSS REFERENCE INDEXES

FIGURE AND ITEM NUMBER INDEX				
FIG	ITEM	STOCK NUMBER	FSCM	PART NUMBER
5	35		92878	HP2-4926
6	1		08645	261589
6	2		08645	261126
6	3		08645	393920
6	4		08645	231082
6	5		08645	92613
6	6		08645	222450
6	7		08645	93306
6	8		08645	93307
6	9		08645	231077
6	10		08645	391737
6	11		08645	221551
7	1	5305-00-068-0500	96906	MS90725-3
7	2		08645	299410
7	3		08645	221512
7	4	5305-00-719-4603	08645	93042
7	5		08645	221511
7	6	5305-00-543-5220	08645	93705
7	7		08645	222443
7	8		92878	2-HP2-4882
8	1	2910-01-149-4463	97403	13226E1817
8	2		08645	291630
8	3		08645	298529
8	4		08645	93414
8	5	2920-01-200-1642	08645	397358
8	6	2920-01-197-6553	08645	395490
8	7	2590-01-013-0103	08645	221798
8	8	2920-01-179-7016	08645	395025
9	1	2990-01-150-0772	08645	69932
9	2	5310-00-763-8905	96906	MS51968-20
9	3	5310-00-085-7089	18876	10608076-5
9	4		08645	299421
9	5	5310-00-085-7089	18876	10608076-5
9	6		08645	297229
9	7	5315-01-195-4683	08645	222698
9	8		08645	93639
9	9		08645	494254
9	10		08645	23970
9	11	5940-01-079-1647	81349	M7928/5-3
9	12		92878	HP2-4581
9	13	5975-00-660-5962	77060	2969608
9	14	5970-00-833-8562	19207	8338562
9	15	5999-00-057-2929	96906	MS27148-2
9	16		81349	M13486-1-5 30 IN
10	1	2805-00-353-7712	08645	298909
10	2	5365-00-356-1325	08645	26026
10	3		08645	393819
10	4		08645	393835
10	5		08645	299430
10	6	5306-00-358-0209	08645	92296
10	7		08645	222282

## CROSS-REFERENCE INDEXES

FIG	ITEM	FIGURE AND ITEM NUMBER INDEX		PART NUMBER
		STOCK NUMBER	FSCM	
10	8		08645	221890
10	9		08645	99158
10	10		08645	99157
10	11		08645	393596
10	12		08645	211117
11	1	5305-00-073-8255	08645	93394
11	2	4720-00-624-0263	08645	66638
11	3	2805-00-624-0282	08645	294178
11	4	5330-00-678-4431	08645	27549
11	5	2805-00-920-5389	08645	93312
11	6	5360-00-992-0403	08645	260552
11	7		08645	261044
11	8	5315-00-276-4081	08645	230126
11	9		08645	230127
11	10	2805-00-342-7432	08645	292259
11	11	5360-00-597-2918	08645	26826
11	12		08645	260860
11	13		08645	260642
12		5330-00-411-9116	08645	297615
12	1		08645	93369
12	2		08645	93368
12	3		08645	22963
12	4		08645	211542
12	5	5330-01-013-5580	08645	270383
12	6		08645	297357
12	7	5310-00-297-6108	08645	65304
12	8		08645	91258
12	9		08645	93032
12	10		08645	298204
12	11	2805-00-624-0264	08645	66768
12	12		08645	270126
12	13	5330-01-193-1477	08645	393812
12	14		08645	297603
12	15		08645	91249
12	16		08645	393839
12	17		08645	231079
12	18		08645	211436
12	19		08645	211787
12	20		08645	63709
12	21		08645	299819
12	22		08645	297565
13	1		92878	HP2-4793
13	2	4730-00-003-5919	96906	MS51819-3
13	3		96906	MS51823-3
13	4		96906	MS51825-3
13	5		96906	MS51819-33
13	6	4730-00-096-8756	96906	MS51815-3
13	7		96906	MS51823-3
13	8		96906	MS51825-3
13	9		96906	MS51815-33
13	10	4730-00-639-9730	07334	A0563

## CROSS REFERENCE INDEXES

FIG	ITEM	FIGURE AND ITEM NUMBER INDEX		PART NUMBER
		STOCK NUMBER	FSCM	
13	11		92878	1-HP2-4593
13	12	5305-00-638-8753	96906	MS51021-58
13	13		92878	HP2-4594
13	14		92878	HP2-4591
13	15	4730-00-839-5120	73992	3000-43
13	16	4720-01-249-0031	92878	HP2-4561-03
13	17	4730-00-254-6211	96906	MS39162-3
13	18	4720-01-249-0031	92878	HP2-4561-03
13	19	4730-00-366-3011	79470	49X4X4
13	20	4730-01-101-2534	30780	6-1/4F50G-B
13	21	5330-00-263-8030	96906	MS29512-06
13	22		92878	HP2-4792
13	23	4730-00-096-8756	96906	MS51815-3
13	24		96906	MS51823-3
13	25		96906	MS51825-3
13	26		96906	MS51815-33
13	27		79470	112877
13	27	4730-00-848-3488	89346	112877
13	28	4730-01-101-2534	30780	6-1/4F50G-B
13	29	5330-00-263-8030	96906	MS29512-06
13	30	4720-01-249-0031	92878	HP2-4561-03
13	31	4730-00-254-6211	96906	MS39162-3
13	32	4730-01-206-8626	98660	R1100-4
13	33	5330-01-263-8028	96906	MS29512-04
13	34	4730-00-289-4746	30327	54F1-4X1-8
13	35		92878	HP2-4794
13	36	4730-00-003-5919	96906	MS51819-3
13	37		96906	MS51823-3
13	38		96906	MS51825-3
13	39		96906	MS51819-33
13	40	5305-00-984-6208	96906	MS35206-261
13	41	5310-00-576-5752	96906	MS35333-39
13	42	5340-00-598-0146	96906	MS21919WDG6
13	43		92878	HP2-4795
13	44	4730-00-003-5919	96906	MS51819-3
13	45		96906	MS51823-3
13	46		96906	MS51825-3
13	47		96906	MS51819-33
13	48	4730-00-619-9368	96906	MS51816-3
13	49		96906	MS51823-3
13	50		96906	MS51825-3
13	51		96906	MS51816-23
13	52	4730-00-196-1963	96906	MS51846-9
13	53	4730-00-287-3281	79470	3152X2
13	54	4730-00-263-2733	19206	547002
13	55	4730-00-254-6374	93061	2205P-2
13	56	4820-01-206-8687	92878	1-HP2-4967
13	57		17875	202VV
13	58		92878	HP2-4360
13	59	4730-00-639-9730	07334	A0563
13	60	4730-00-719-2708	79470	3700X2

## CROSS-REFERENCE INDEXES

FIG	ITEM	FIGURE AND ITEM NUMBER INDEX		PART NUMBER
		STOCK NUMBER	FSCM	
13	61	4820-01-206-8688	92878	1-HP2-4902
13	62		92878	HP2-4904
13	63		92878	HP2-4831-4
13	64		92878	HP2-4905
13	65		92878	HP2-4903
13	66	4730-00-900-3296	96906	MS39158-3
13	67	5305-00-068-0500	96906	MS90725-3
13	68	5310-00-582-5965	96906	MS35338-44
13	69		92878	HP2-4763
14	1	3030-00-528-3954	96906	MS51066-31
14	2		71176	AS64(TYPE 2)
14	3	5305-00-027-6244	96906	MS51021-69
14	4	5310-00-732-0558	96906	MS51967-8
14	5	5310-00-637-9541	96906	MS35338-46
14	6	5305-00-068-0511	96906	MS90728-62
14	7	2910-01-206-8721	55683	1001279
14	8	5305-00-942-2196	96906	MS18154-60
14	9	5310-00-637-9541	96906	MS35338-46
14	10	5310-00-080-6004	96906	MS27183-14
14	11		92878	HP2-4456
14	12		70040	GF-90 STYLE 82
14	13	4730-00-640-6330	79470	3325X4X2
14	14		55683	2120104
14	15		55683	2230032
15	1	5305-00-817-6139	96906	MS51021-56
15	2		92878	8227068-03
15	3	5305-00-984-6208	96906	MS35206-261
15	4	5310-00-576-5752	96906	MS35333-39
15	5	4820-01-101-8662	81997	501L
15	6		92878	8227242-10
15	7		92878	HP2-4791
15	8	4730-00-836-3498	96906	MS51819-5
15	9	4730-00-025-7508	96906	MS51823-5
15	10		96906	MS51825-5
15	11		96906	MS51819-35
15	12	4730-01-248-9923	79470	1/4NPT3700X4
15	13	4820-01-245-0180	92878	HP2-4839
15	14		92878	HP2-4797
15	15		92878	HP2-4796
15	16	5305-00-817-6139	96906	MS51021-56
15	17	5355-01-220-9525	92878	8227070-03
15	18	5305-00-817-6139	96906	MS51021-56
15	19		92878	8227069-03
15	20	5305-00-984-6208	96906	MS35206-261
15	21	5310-00-576-5752	96906	MS35333-39
15	22	5305-00-984-6210	96906	MS35206-623
15	23	5310-00-809-8546	96906	MS27183-8
15	24	5310-00-689-3877	96906	MS17829-3C
15	25	5325-00-291-9366	96906	MS35489-11
15	26		92878	HP2-4816
15	27	5305-00-225-3843	96906	MS90728-8

## CROSS-REFERENCE INDEXES

FIG	ITEM	FIGURE AND ITEM NUMBER INDEX		PART NUMBER
		STOCK NUMBER	FSCM	
15	28	5310-00-582-5965	96906	MS35338-44
15	29		92878	1-HP2-4799
15	30	4730-00-003-5919	96906	MS51819-3
15	31		96906	MS51823-3
15	32		96906	MS51825-3
15	33		96906	MS51819-33
15	34	4730-00-096-8756	96906	MS51815-3
15	35		96906	MS51823-3
15	36		96906	MS51825-3
15	37		96906	MS51815-33
15	38	4730-00-639-9730	07334	A0563
15	39	5315-00-058-9731	96906	MS171496
15	40		92878	8227086-01
15	41		92878	8227204-01
15	42	5330-00-733-2208	96906	MS29513-112
15	43	5330-00-248-3845	96906	MS29513-016
15	44	4820-01-363-7226	92878	8227059
15	45	4730-00-096-8756	96906	MS51815-3
15	46		96906	MS51823-3
15	47		96906	MS51825-3
15	48		96906	MS51815-33
15	49	4730-00-287-3281	79470	3152X2
15	50	4730-00-003-5919	96906	MS51819-3
15	51		96906	MS51823-3
15	52		96906	MS51825-3
15	53		96906	MS51819-33
15	54	4820-01-230-0743	92878	HP2-4826-2
15	55	4730-00-287-3281	79470	3152X2
15	56	4730-00-254-6374	93061	2205P-2
15	57		92878	8227204-01
15	58	5330-00-733-2208	96906	MS29513-112
15	59	5330-00-248-3845	96906	MS29513-016
15	60	4820-01-206-8635	81997	502J
15	61	4520-01-100-3440	92878	HP2-4437
15	62	5325-00-276-6100	96906	MS35489-14
15	63	5305-00-984-6208	96906	MS35206-261
15	64	5310-00-576-5752	96906	MS35333-39
15	65	6685-01-206-8629	61349	BU-3360-H
15	66	5305-00-068-0500	96906	MS90725-3
15	67	5310-00-582-5965	96906	MS35338-44
15	68		92878	2-HP2-4751
15	69	5320-00-083-5009	07707	AD43-BS
16	1	5305-00-984-6208	96906	MS35206-261
16	2	5310-00-576-5752	96906	MS35333-39
16	3		97403	13229E4155
16	4	2910-01-206-8630	81482	55419
16	5		92878	5028
16	6		92878	7982
16	7		92878	51218
16	8		92878	168708
16	9		92878	168707



## CROSS REFERENCE INDEXES

FIG	ITEM	FIGURE AND ITEM NUMBER INDEX		PART NUMBER
		STOCK NUMBER	FSCM	
16	10	5340-00-764-7051	96906	MS21333-69
16	11	5975-00-727-5153	59730	TY-23M
16	12		92878	2-30007
16	13	5999-00-057-2929	96906	MS27148-2
16	14	5310-00-833-8567	77060	5297055
16	15	5935-00-462-6603	96906	MS27142-2
16	16		81349	M13486/1-5
16	17	5305-00-855-0961	96906	MS24629-35
16	18		92878	49359
16	19		92878	50896
16	20		92878	1-HP2-4787
16	21		33095	51-719-021
16	22		96906	MS35206-248
16	23		96906	MS35649-282
16	24		96906	MS35333-38
16	25		81343	250JB2L
16	26		96906	MS35206-228
16	27		96906	MS35649-282
16	28		96906	MS35333-37
16	29		96906	MS27183-6
16	30		04713	MJE3055
16	31		96906	MS35206-273
16	32		96906	MS35649-202
16	33		96906	MS35338-43
16	34		92878	168576
16	35		44655	270-25
16	36	5310-00-761-6882	96906	MS51967-2
16	37	5310-00-582-5965	96906	MS35338-44
16	38		92878	2-HP2-4802
17	1	5305-00-068-0500	96906	MS90725-3
17	2	5310-00-582-5965	96906	MS35338-44
17	3		92878	2-HP2-4729
17	4		92878	HP2-4723
17	5		92878	HP2-4544
17	6	5305-00-638-8691	96906	MS51021-57
17	7		96906	MS20066-168
17	8	5305-00-942-2196	96906	MS18154-60
17	9	5310-00-637-9541	96906	MS35338-46
17	10	5306-00-226-4825	96906	MS90728-32
17	11	5310-00-637-9541	96906	MS35338-46
18	12	5310-00-080-6004	96906	MS27183-14
17	13		92878	1-HP2-4436
18	1	5305-00-068-0500	96906	MS90725-3
18	2	5310-00-582-5965	96906	MS35338-44
18	3	5310-00-809-4058	96906	MS27183-10
18	4		92878	1-HP2-4551
18	5	5320-00-899-0981	61957	AD42-BS
18	6	5310-00-809-8455	96906	MS27183-7
18	7		92878	8227124-01
19	8	5305-00-984-6212	96906	MS35206-265
18	9	5310-00-809-8546	96906	MS27183-8

## CROSS-REFERENCE INDEXES

FIG	ITEM	FIGURE AND ITEM NUMBER INDEX		PART NUMBER
		STOCK NUMBER	FSCM	
18	10	4010-00-963-7417	84256	L8T6
18	11		92878	8227122-10
18	12		92878	8227123-10
18	13		92878	8227121-01
18	14	5305-00-984-6210	96906	MS35206-263
18	15	5310-00-576-5752	96906	MS35333-39
18	16	5340-01-296-8533	92878	HP2-4720
18	17		92878	HP2-4722
18	18		92878	HP2-4721
18	19		92878	8227127-01
18	20	5310-00-934-9758	96906	MS35649-202
18	21	5310-00-809-8544	96906	MS27183-7
18	22		92878	8227132-10
18	23	5305-00-984-6210	96906	MS35206-263
18	24	5310-00-689-3877	96906	MS17829-3C
18	25	5310-00-809-8546	96906	MS27183-8
18	26		92878	8227040-10
18	27	5305-00-817-6139	96906	MS51021-56
18	28	5355-01-220-9525	92878	8227070-03
18	29	5310-00-550-1130	96906	MS35333-40
18	30		96906	MS35206-285
18	31		92878	47171
18	32	5305-00-984-6210	96906	MS35206-263
18	33	5310-00-689-3877	96906	MS17829-3C
18	34	5310-00-809-8546	96906	MS27183-8
18	35		92878	1-HP2-4541
18	36	5310-00-013-1245	21450	131245
18	37	5310-00-167-0766	88044	AN970-4
18	38		92878	2-HP2-4529
18	39		92878	2-HP2-4531
18	40		92878	2-HP2-4530
18	41		92878	HP2-4542
18	42		92878	HP2-4569
18	43	4730-00-096-8756	96906	MS51815-3
18	44		96906	MS51823-3
18	45		96906	MS51825-3
18	46		96906	MS51815-33
18	47	4730-00-287-3281	79470	3152X2
18	48	4730-00-003-5919	96906	MS51819-3
18	49		96906	MS51823-3
18	50		96906	MS51825-3
18	51		96906	MS51819-33
18	52	4730-00-096-8756	96906	MS51815-3
18	53		96906	MS51823-3
18	54		96906	MS51825-3
18	55		96906	MS51815-33
18	56	4820-00-678-0108	91816	P-356
18	57	4520-01-087-9511	92878	2-168681
18	58	5330-00-423-4210	24617	N673
18	59	5305-01-027-5239	96906	MS21316-24
18	60		92878	8227098-05

## CROSS-REFERENCE INDEXES

FIG	ITEM	FIGURE AND ITEM NUMBER INDEX		PART NUMBER
		STOCK NUMBER	FSCM	
18	61	4530-00-300-9598	71895	28930-2
18	62		92878	1-HP2-4740
18	63		92878	7521
18	64		96906	MS35333-39
18	65		92878	2-HP2-4736
18	66		92878	2-HP2-4739
18	67		92878	49114
18	68		96906	MS27183-10
18	69		92878	2-HP2-4438
18	70		92878	HP2-4564
18	71		92878	2-HP2-4429
18	72		96906	MS35489-47
18	73	5325-00-174-9008	96906	MS35489-15
18	74		92878	2-HP2-4430
19	1	5305-00-988-1171	96906	MS35206-285
19	2	5310-00-997-1888	96906	MS35649-2252
19	3	5310-00-582-5965	96906	MS35338-44
19	4	5310-00-809-4058	96906	MS27183-10
19	5		92878	2-HP2-4688-2
19	6	5305-00-988-1727	96906	MS35206-283
19	7	5310-00-997-1888	96906	MS35649-2252
19	8	5310-00-582-5965	96906	MS35338-44
19	9	5310-00-809-4058	96906	MS27183-10
19	10		92878	2-HP2-4689
19	11	5305-00-988-1171	96906	MS35206-285
19	12	5310-00-997-1888	96906	MS35649-2252
19	13	5310-00-582-5965	96906	MS35338-44
19	14	5310-00-809-4058	96906	MS27183-10
19	15		92878	2-HP2-4688-1
19	16	5305-00-958-5477	96906	MS35190-254
19	17	5310-00-889-2549	96906	MS21045-08
19	18	5310-00-809-8544	96906	MS27183-7
19	19	5310-00-809-8546	96906	MS27183-8
19	20		92878	8227091-10
19	21	5305-00-068-0500	96906	MS90725-3
19	22	5310-00-582-5965	96906	MS35338-44
19	23		92878	8227092-10
19	24	5305-00-983-6625	96906	MS16997-84
19	25	5310-00-829-9981	96906	MS35649-2312
19	26		96906	MS35338-45
19	27	5310-00-081-4219	96906	MS27183-12
19	28		92878	2-HP2-4518
19	29		92878	8227093-01
19	30	3120-01-206-8697	92878	HP2-4415
19	31		92878	HP2-4184
19	32		92878	8227072-03
19	33	5315-00-514-1353	96906	MS16562-266
20	1	5305-00-942-2196	96906	MS18154-60
20	2	5310-00-637-9541	96906	MS35338-46
20	3		92878	2-HP2-4417
20	4	5310-01-206-8633	92878	HP2-4725

## CROSS REFERENCE INDEXES

FIG	ITEM	FIGURE AND ITEM NUMBER INDEX		PART NUMBER
		STOCK NUMBER	FSCM	
20	5	5330-01-206-8681	92878	HP2-4724
20	6	5305-00-725-2317	96906	MS90728-64
20	7	5310-00-637-9541	96906	MS35338-46
20	8		92878	2-HP2-4756
20	9		51506	794-S-1/2-8-HW
20	10	5305-00-725-2317	96906	MS90728-64
20	11	5310-00-637-9541	96906	MS35338-46
20	12		92878	2-HP2-4757
20	13		51506	794-S-1/2-8-HW
21	1		98752	8227018-01
21	2		92878	HP2-4528
21	3		92878	HP2-4868
21	4		92878	HP2-4606
21	5		92878	HP2-4800
21	6		92878	HP2-4777
21	7		92878	HP2-4500
21	8		98752	8227025-01
21	9		92878	HP2-4798
21	10	7690-01-206-8676	92878	HP2-4892
21	11		92878	168459
21	12	7530-01-206-8675	98752	8227024-01
22	1	6680-01-169-5990	23224	50200A-9 3/4
22	2	2910-00-141-9758	96906	MS35645-1
22	3	5330-00-684-7851	96906	MS35643-1
22	4		92878	2-HP2-4605
22	5	4820-00-684-0880	96906	MS35782-1
22	6	5305-00-942-2196	96906	MS18154-60
22	7	5310-00-637-9541	96906	MS35338-46
22	8	5310-00-950-1310	96906	MS27183-4
22	9		70485	3708
22	10		92878	8227219-01
22	11		92878	2-HP2-4781-10
22	12		92878	1-HP2-4553
23	1	5310-00-732-0560	96906	MS51968-14
23	2	5310-01-073-8614	88044	AN935-816
23	3	5305-00-942-2196	96906	MS18154-60
23	4	5310-00-056-3395	96906	MS35649-2382
23	5	5310-00-637-9541	96906	MS35338-46
23	6	2530-00-528-7224	96906	MS24325-1
23	7	2610-00-050-9840	81349	ZZ-T-410A/GPI/6. 00/6.90-9/C/PLRB
23	8	2610-00-089-5997	73808	6-00X9
23	9	2530-00-204-2212	02582	9-10-C-102
23	10	5315-00-234-1628	96906	MS24665-394
23	11	5310-01-103-5739	99024	16-5686
23	12	5310-01-267-2014	62589	4831-12
23	13	3110-00-198-2169	60038	15123
23	14	3110-00-198-2170	60038	15245
23	15	5307-01-122-2707	99024	16-5994
23	16	2530-00-646-7705	96906	MS24328-2
23	17	3110-00-100-3537	60038	24780

## CROSS-REFERENCE INDEXES

FIG	ITEM	FIGURE AND ITEM NUMBER INDEX		PART NUMBER
		STOCK NUMBER	FSCM	
23	18	5330-01-103-8602	99024	16-6200
23	19	3110-00-100-0542	60038	24720
24			92878	HP2-5046
24	1	5305-00-044-4153	96906	MS90725-109
24	2	5310-00-809-3079	96906	MS27183-19
24	3		92878	HP2-4251
24	4	2510-00-769-7487	19207	7697487
24	5	5305-00-068-0502	96906	MS90725-6
24	6	5310-00-809-4058	96906	MS27183-10
24	7	5310-00-761-6882	96906	MS51967-2
24	8	5310-00-582-5965	96906	MS35338-44
24	9	5315-01-081-9991	88044	AN415-6
24	10	5310-00-809-5998	96906	MS27183-18
24	11	5315-00-957-9389	96906	MS20392-7C79
24	12	5305-00-988-1721	96906	MS35206-277
24	13	5310-00-582-5965	96906	MS35338-44
24	14	4010-01-206-8627	84256	LT1504-C10-7.5
24	15	4010-01-076-9279	09094	R-1
24	16	4520-01-101-0979	98752	8227212-01
24	17		92878	HP2-4501
24	18	5305-00-988-1721	96906	MS35206-277
24	19	5310-00-582-5965	96906	MS35338-44
24	20	4010-01-206-8627	84256	LT1504-C10-7.5
24	21	4010-01-076-9279	09094	R-1
24	22	4520-01-101-0979	98752	8227212-01
24	23	5305-00-044-4153	96906	MS90725-109
24	24	5310-00-584-5272	96906	MS35338-48
24	25	5310-00-809-5998	96906	MS27183-18
24	26		92878	2-HP2-4835
24	27	5310-00-835-2037	96906	MS35691-53
24	28		92878	2-HP2-4859
24	29	5340-01-206-8706	92878	HP2-4867
24	30	5305-00-115-9526	96906	MS18154-58
24	31	5310-00-080-6004	96906	MS27183-14
24	32	5310-00-637-9541	96906	MS35338-46
24	33		92878	2-HP2-4851
24	34		92878	HP2-5045
24	35		96906	MS90725-60
24	36		92878	8227221-03
24	37		92878	2-HP2-4614
25			92878	29166
25	D		92878	19205
25	1		92878	19051
25	2		92878	19191
25	3		92878	19066
25	4		92878	19063
25	5		92878	19230
25	6		92878	19122
25	7		92878	19064
25	8		92878	19065
25	9	5120-00-861-5738	08645	19167

## CROSS-REFERENCE INDEXES

FIG	ITEM	FIGURE AND ITEM NUMBER INDEX		PART NUMBER
		STOCK NUMBER	FSCM	
25	10		92878	19206
25	11		92878	19208
25	12		92878	19209
25	13		92878	19210
25	14		92878	19182
25	15		92878	19139
25	16		92878	19138A
25	17		92878	8227239
25	18		19258	V1275
27			92878	19138

By Order of the Secretary of the Army:

**CARL E. VUONO**  
*General, United States Army*  
*Chief of Staff*

Official:

**THOMAS F. SIKORA**  
*Brigadier General, United States Army*  
*The Adjutant General*

DISTRIBUTION:

To be distributed in accordance with DA Form 12-25E, Organizational, and Direct Support and General Support Maintenance Requirements for Heater, Duct, Portable, Trailer Mounted, 400,000 BTU (PH-400-G).

\*U.S. GOVERNMENT PRINTING OFFICE: 1995-388-421



THEN... JOT DOWN THE DOPE ABOUT IT ON THIS FORM. CAREFULLY TEAR IT OUT. FOLD IT AND DROP IT IN THE MAIL!

**SOMETHING WRONG WITH THIS PUBLICATION?**

FROM (PRINT YOUR UNIT'S COMPLETE ADDRESS)  
 CDR, 1st Br, 65th ADA  
 ATTN: SP4 J. Brown  
 Key West, FL 33040

DATE SENT  
 10 Jun 79

PUBLICATION NUMBER  
 TM 9-1430-550-34-1

PUBLICATION DATE  
 7 Sep 72 .

PUBLICATION TITLE Unit of Radar Set  
 AN/MPQ-50 Tested at the HFC

BE EXACT PIN-POINT WHERE IT IS

PAGE NO	PARA-GRAPH	FIGURE NO	TABLE NO
9-19		9-5	
21-2	step 1C	21-2	

IN THIS SPACE TELL WHAT IS WRONG AND WHAT SHOULD BE DONE ABOUT IT:

"B" Ready Relay K11 is shown with two #9 contacts. That contact which is wired to pin 8 of relay K16 should be changed to contact #10.

Reads: Multimeter B indicates 600 K ohms to 9000 K ohms.

Change to read: Multimeter B indicates 600 K ohms minimum.

Reason: Circuit being checked could measure infinity. Multimeter can read above 9000 K ohms and still be correct.

SAMPLE

TEAR ALONG PERFORATED LINE

PRINTED NAME GRADE OR TITLE AND TELEPHONE NUMBER

SP4 J.T. Brown, Jr.

SIGN HERE

SP4 James Brown, Jr.



RECOMMENDED CHANGES TO EQUIPMENT TECHNICAL PUBLICATIONS



THEN... JOT DOWN THE DOPE ABOUT IT ON THIS FORM. CAREFULLY TEAR IT OUT. FOLD IT AND DROP IT IN THE MAIL!

**SOMETHING WRONG WITH THIS PUBLICATION?**

FROM: (PRINT YOUR UNIT'S COMPLETE ADDRESS)

DATE SENT

PUBLICATION NUMBER

TM 9-4520-251-24P

PUBLICATION DATE

28 Sep 1990

PUBLICATION TITLE Heater, Duct Type, 400,000 BTU/HR, Model PH-400-G

BE EXACT PIN-POINT WHERE IT IS

PAGE NO	PARA-GRAPH	FIGURE NO	TABLE NO
---------	------------	-----------	----------

IN THIS SPACE TELL WHAT IS WRONG AND WHAT SHOULD BE DONE ABOUT IT:

TEAR ALONG PERFORATED LINE

PRINTED NAME, GRADE OR TITLE, AND TELEPHONE NUMBER

SIGN HERE

DA FORM 2028-2  
1 JUL 79

PREVIOUS EDITIONS ARE OBSOLETE.  
DRSTS-M Overprint 2, 1 Nov 80.

P.S.--IF YOUR OUTFIT WANTS TO KNOW ABOUT YOUR RECOMMENDATION MAKE A CARBON COPY OF THIS AND GIVE IT TO YOUR HEADQUARTERS.

FILL IN YOUR  
UNIT'S ADDRESS

FOLD BACK

DEPARTMENT OF THE ARMY

---

---

COMMANDER  
U S ARMY TROOP SUPPORT COMMAND  
ATTN: AMSTR-MCTS  
4300 GODFELLOW BOULEVARD  
ST. LOUIS, MO 63120-1798

TEAR ALONG PERFORATED LINE

# The Metric System and Equivalents

## Linear Measure

1 centimeter = 10 millimeters = .39 inch  
 1 decimeter = 10 centimeters = 3.94 inches  
 1 meter = 10 decimeters = 39.37 inches  
 1 dekameter = 10 meters = 32.8 feet  
 1 hectometer = 10 dekameters = 328.08 feet  
 1 kilometer = 10 hectometers = 3,280.8 feet

## Weights

1 centigram = 10 milligrams = .15 grain  
 1 decigram = 10 centigrams = 1.54 grains  
 1 gram = 10 decigrams = .035 ounce  
 1 dekagram = 10 grams = .35 ounce  
 1 hectogram = 10 dekagrams = 3.52 ounces  
 1 kilogram = 10 hectograms = 2.2 pounds  
 1 quintal = 100 kilograms = 220.46 pounds  
 1 metric ton = 10 quintals = 1.1 short tons

## Liquid Measure

1 centiliter = 10 milliliters = .34 fl. ounce  
 1 deciliter = 10 centiliters = 3.38 fl. ounces  
 1 liter = 10 deciliters = 33.81 fl. ounces  
 1 dekaliter = 10 liters = 2.64 gallons  
 1 hectoliter = 10 dekaliters = 26.42 gallons  
 1 kiloliter = 10 hectoliters = 264.18 gallons

## Square Measure

1 sq. centimeter = 100 sq. millimeters = .155 sq. inch  
 1 sq. decimeter = 100 sq. centimeters = 15.5 sq. inches  
 1 sq. meter (centare) = 100 sq. decimeters = 10.76 sq. feet  
 1 sq. dekameter (are) = 100 sq. meters = 1,076.4 sq. feet  
 1 sq. hectometer (hectare) = 100 sq. dekameters = 2.47 acres  
 1 sq. kilometer = 100 sq. hectometers = .386 sq. mile

## Cubic Measure

1 cu. centimeter = 1000 cu. millimeters = .06 cu. inch  
 1 cu. decimeter = 1000 cu. centimeters = 61.02 cu. inches  
 1 cu. meter = 1000 cu. decimeters = 35.31 cu. feet

## Approximate Conversion Factors

To change	To	Multiply by	To change	To	Multiply by
inches	centimeters	2.540	ounce-inches	newton-meters	.007062
feet	meters	.305	centimeters	inches	.394
yards	meters	.914	meters	feet	3.280
miles	kilometers	1.609	meters	yards	1.094
square inches	square centimeters	6.451	kilometers	miles	.621
square feet	square meters	.093	square centimeters	square inches	.155
square yards	square meters	.836	square meters	square feet	10.764
square miles	square kilometers	2.590	square meters	square yards	1.196
acres	square hectometers	.405	square kilometers	square miles	.386
cubic feet	cubic meters	.028	square hectometers	acres	2.471
cubic yards	cubic meters	.765	cubic meters	cubic feet	35.315
fluid ounces	milliliters	29.573	cubic meters	cubic yards	1.308
pints	liters	.473	milliliters	fluid ounces	.034
quarts	liters	.946	liters	pints	2.113
gallons	liters	3.785	liters	quarts	1.057
ounces	grams	28.349	liters	gallons	.264
pounds	kilograms	.454	grams	ounces	.035
short tons	metric tons	.907	kilograms	pounds	2.205
pound-feet	newton-meters	1.356	metric tons	short tons	1.102
pound-inches	newton-meters	.11296			

## Temperature (Exact)

°F	Fahrenheit temperature	5/9 (after subtracting 32)	Celsius temperature	°C
----	------------------------	----------------------------	---------------------	----

**PIN: 068151-004**